

Electronics 2009/10

Wheel speed sensors



**Ideas today for
the cars of tomorrow**

The Hella Online Catalogue

Faster – always up to date – efficient

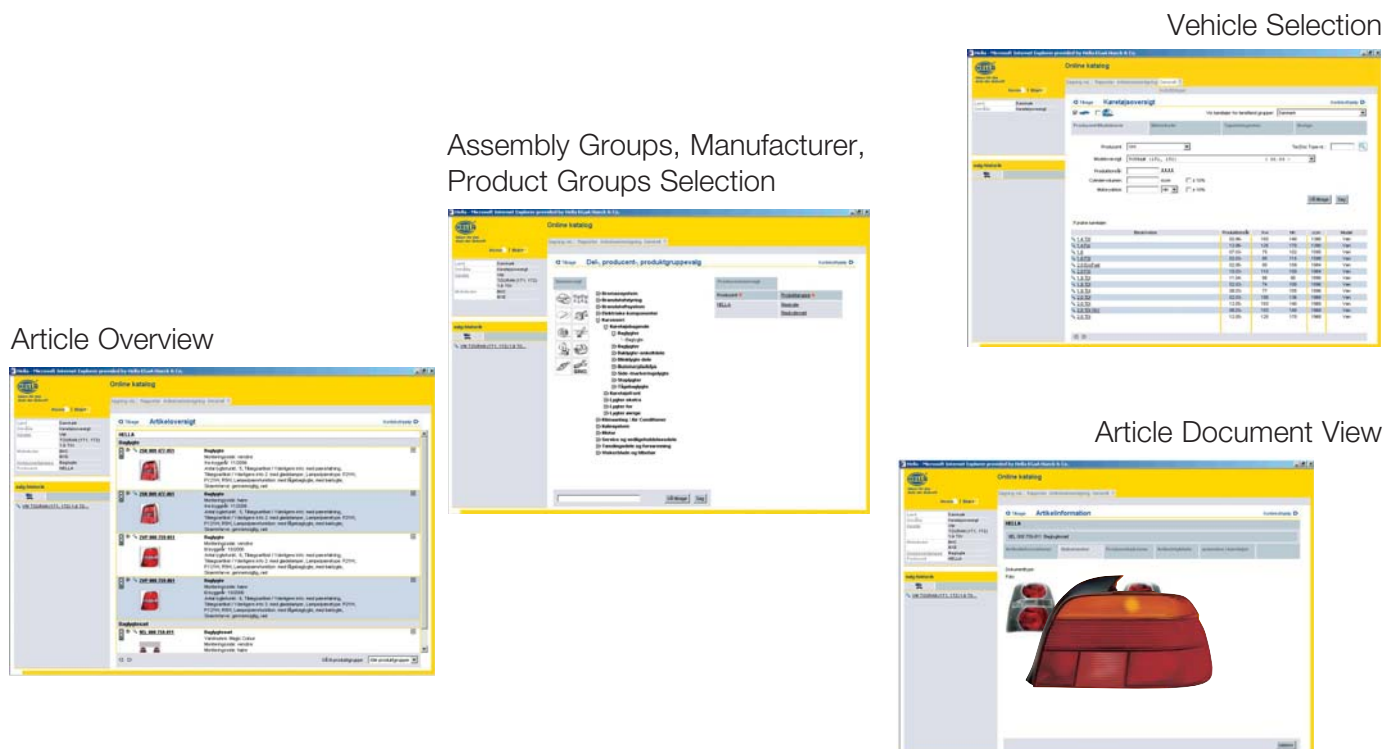


We offer an online catalogue on the internet, in addition to the printed catalogue. The online catalogue offers the key advantage of being constantly up to date. New products are immediately documented into the online catalogue.

When you start a product enquiry on the online catalogue, the ingenious search system will get you to the right answer in the quickest possible way. The vehicle-independent search function is invaluable, allowing you to research quickly all those products which are for universal use or multifunctional.

The online catalogue also provides detailed facts, additional information and topical links to further relevant documents.

For further information: www.hella.com/catalogue



Hella KGaA Hueck & Co.
Kunden-Service-Center
Rixbecker Straße 75
59552 Lippstadt/Germany
Internet: www.hella.com

Deutschland:
Tel.: 01 80-5-25 00 01 (0,14 €/Min. aus dem deutschen Festnetz)
Fax: 01 80-2-25 00 01 (0,06 € je Verbindung)
International:
Phone: +49 2941 38-0
Fax: +49 2941 38-7133



List of manufacturers/page

1.02

Application chart for passenger cars and vans

1.03-1.44

Product descriptions

1.45-1.64



Sensors, Wheel Speed (ABS)

List of manufacturers/page



Hersteller	Page
Audi	1.03-1.04
BMW	1.04-1.10
Citroën	1.10-1.12
Fiat	1.12-1.13
Ford	1.13-1.22
Jaguar	1.22
Mazda	1.22
Mercedes-Benz	1.23-1.26
Mini	1.27
Opel	1.27
Peugeot	1.27-1.29
Rover	1.29
Saab	1.29-1.30
Seat	1.30-1.32
Skoda	1.32-1.33
Volkswagen	1.33-1.42
Volvo	1.42-1.44



Sensors, Wheel Speed (ABS)

Audi



Manufacturer Model Vehicle type	Model year	Part no.	Note
Audi			
A2 (8Z0)		02/00-08/05	
1.4 TDI (AMF, BHC); 1.4 TDI (ATL); 1.4 (AUA, BBY); 1.6 FSI (BAD)		6PU 009 106-791	front axle, left
		6PU 009 106-801	front axle, right
		6PU 009 106-991	rear axle, left
		6PU 010 039-001	rear axle, right
A3 (8L1)		09/96-05/03	
1.8 quattro (AGN); 1.8 T quattro (AGU, AQA, ARX); 1.8 T quattro (AJQ, ARY); 1.9 TDI quattro (ASZ); S3 quattro (APY, AMK, AUL); S3 quattro (BAM)		6PU 009 106-071	front axle, right
		6PU 009 106-091	front axle, left
		6PU 009 106-741	rear axle both sides
1.6 (AEH, AKL, APF); 1.6 (AVU, BFQ); 1.8 T (AGU, AQA, ARZ, AUM); 1.8 T (AJQ, APP, ARY, AUQ); 1.8 (AGN, APG); 1.9 TDI (AGR, ALH); 1.9 TDI (AHF, ASV); 1.9 TDI (ASZ); 1.9 TDI (ATD, AXR)		6PU 009 106-071	front axle, right
		6PU 009 106-091	front axle, left
		6PU 009 106-181	rear axle both sides
A3 (8P1)		05/03-	
1.6 FSI (BAG, BLP, BLF); 1.6 (BGU, BSE, BSF); 1.8 TFSI (BYT, BZB, CDAA); 1.9 TDI (BKC); 2.0 FSI (AXW, BLX, BLY, BMB, BLR, BVY, BVZ); 2.0 TDI quattro (BMM); 2.0 TDI 16V quattro (BKD); 2.0 TDI 16V (BKD); 2.0 TDI quattro (AZV); 2.0 TDI quattro (BMN); 2.0 TDI (AZV); 2.0 TDI (BMM); 2.0 TDI (BMN); 2.0 TFSI quattro (AXX, BWA); 2.0 TFSI (AXX, BWA, CAWB); 2.0; 3.2 V6 quattro (BDB, BMJ, BUB); S3 quattro (BHZ)		6PU 009 106-751	front axle, left
1.6 FSI (BAG, BLP, BLF); 1.6 (BGU, BSE, BSF); 1.8 TFSI (BYT, BZB, CDAA); 1.9 TDI (BKC); 2.0 FSI (AXW, BLX, BLY, BMB, BLR, BVY, BVZ); 2.0 TDI quattro (BMM); 2.0 TDI 16V quattro (BKD); 2.0 TDI 16V (BKD); 2.0 TDI quattro (AZV); 2.0 TDI quattro (BMN); 2.0 TDI (AZV); 2.0 TDI (BMM); 2.0 TDI (BMN); 2.0 TFSI quattro (AXX, BWA); 2.0 TFSI (AXX, BWA, CAWB); 2.0; 3.2 V6 quattro (BDB, BMJ, BUB); S3 quattro (BHZ)		6PU 009 106-761	front axle, right
1.6 FSI (BAG, BLP, BLF); 1.6 (BGU, BSE, BSF); 1.8 TFSI (BYT, BZB, CDAA); 1.9 TDI (BKC); 2.0 FSI (AXW, BLX, BLY, BMB, BLR, BVY, BVZ); 2.0 TDI 16V (BKD); 2.0 TDI (AZV); 2.0 TDI (BMM); 2.0 TDI (BMN); 2.0 TFSI (AXX, BWA, CAWB); 2.0		6PU 010 039-131	rear axle, left
		6PU 010 039-141	rear axle, right
A3 Sportback (8PA)		09/04-	
1.6 FSI (BLP, BLF); 1.6 (BGU, BSE, BSF); 1.8 TFSI (BYT, BZB, CDAA); 1.9 TDI (BKC); 2.0 FSI (BLX, BLY, BLR, BVY, BVZ, BMB); 2.0 TDI quattro (BMM); 2.0 TDI 16V quattro (BKD); 2.0 TDI 16V (BKD); 2.0 TDI quattro (BMN); 2.0 TDI (AZV); 2.0 TDI (BMM); 2.0 TDI (BMN); 2.0 TFSI quattro (AXX, BWA); 2.0 TFSI (AXX, BPY, BWA, CAWB); 2.0; 3.2 V6 quattro (BMJ, BUB)		6PU 009 106-751	front axle, left
1.6 FSI (BLP, BLF); 1.6 (BGU, BSE, BSF); 1.8 TFSI (BYT, BZB, CDAA); 1.9 TDI (BKC); 2.0 FSI (BLX, BLY, BLR, BVY, BVZ, BMB); 2.0 TDI quattro (BMM); 2.0 TDI 16V quattro (BKD); 2.0 TDI 16V (BKD); 2.0 TDI quattro (BMN); 2.0 TDI (AZV); 2.0 TDI (BMM); 2.0 TDI (BMN); 2.0 TFSI quattro (AXX, BWA); 2.0 TFSI (AXX, BPY, BWA, CAWB); 2.0; 3.2 V6 quattro (BMJ, BUB)		6PU 009 106-761	front axle, right
1.6 FSI (BLP, BLF); 1.6 (BGU, BSE, BSF); 1.8 TFSI (BYT, BZB, CDAA); 1.9 TDI (BKC); 2.0 FSI (BLX, BLY, BLR, BVY, BVZ, BMB); 2.0 TDI 16V (BKD); 2.0 TDI (AZV); 2.0 TDI (BMM); 2.0 TDI (BMN); 2.0 TFSI (AXX, BPY, BWA, CAWB); 2.0		6PU 010 039-131	rear axle, left
		6PU 010 039-141	rear axle, right
A4 (8D2, B5)		01/95-11/00	
1.6 (ADP, AHL, ANA, ARM); 1.6 (ALZ); 1.8 quattro (ADR, APT, ARG); 1.8 quattro (AFY); 1.8 T quattro (AEB, ANB, APU, ARK, AWT); 1.8 T quattro (AJL); 1.8 T (AEB, ARK, APU, ANB, AWT); 1.8 T (AJL); 1.8; 1.8 (ADR, APT, ARG, AVV); 1.8 (AFY); 1.9 TDI quattro (AFN, AVG); 1.9 TDI quattro (AJM, ATJ); 1.9 TDI (1Z, AHU, AHH); 1.9 TDI (AFF); 1.9 TDI (AJM); 1.9 TDI (AVG, AFN); 2.4 quattro (AGA, ALF, AML, ARJ, APS); 2.4 quattro (APZ); 2.4 (AGA, ALF, AML, ARJ, APS); 2.4 (AJG, APZ, AMM); 2.5 TDI quattro (AFB, AKN); 2.5 TDI (AFB, AKN); 2.6 quattro (ABC); 2.6 (ABC); 2.8 quattro (AAH); 2.8 quattro (ACK, ALG, AMX, APR, AQD); 2.8 (AAH); 2.8 (ACK, ALG, AMX, APR, AQD); S4 quattro (AGB, AZB)		6PU 009 106-291	up to chassis no. 8D-X-199 999, front axle both sides



Sensors, Wheel Speed (ABS)

Audi - BMW



Manufacturer Model Vehicle type	Model year	Part no.	Note
Audi			
A4 Avant (8D5, B5)		07/95-09/01	
1.6 (🚗)ADP, AHL, ANA, ARM); 1.6 (🚗)ALZ); 1.8 quattro (🚗)ADR, APT, ARG); 1.8 quattro (🚗)AFY); 1.8 T quattro (🚗)AEB, ANB, APU, ARK, AWT); 1.8 T quattro (🚗)AJL); 1.8 T (🚗)AEB, ANB, APU, ARK, AWT); 1.8 T (🚗)AJL); 1.8 (🚗)ADR, APT, ARG, AVV); 1.8 (🚗)AFY); 1.9 DUO (🚗)AHU); 1.9 TDI quattro (🚗)AFN, AVG); 1.9 TDI quattro (🚗)AJM, ATJ); 1.9 TDI (🚗)1Z, AHU, AHH); 1.9 TDI (🚗)AFF); 1.9 TDI (🚗)AFN, AVG); 1.9 TDI (🚗)AJM); 2.4 quattro (🚗)AGA, ALF, AML, ARJ, APS); 2.4 quattro (🚗)APZ); 2.4 (🚗)AGA, ALF, AML, ARJ, APS); 2.4 (🚗)AJG, APZ, AMM); 2.5 TDI quattro (🚗)AFB, AKN); 2.5 TDI (🚗)AFB, AKN); 2.6 quattro (🚗)ABC); 2.6 (🚗)ABC); 2.8 quattro (🚗)AAH); 2.8 quattro (🚗)ACK, ALG, AMX, APR, AQD); 2.8 (🚗)AAH); 2.8 (🚗)ACK, ALG, AMX, APR, AQD); RS4 quattro (🚗)ASJ, AZR); S4 quattro (🚗)AGB, AZB)			
TT (8N3)		10/98-	
1.8 T (🚗)AJQ, AUQ, APP, ARY, AWP, ATC)			
		6PU 009 106-071	up to chassis no. 8D-X-199 999, front axle both sides
		6PU 009 106-091	front axle, left
		6PU 009 106-181	rear axle both sides
1.8 T quattro (🚗)AJQ, ARY, ATC, AWP); 1.8 T quattro (🚗)APX, AMU, BAM)			
		6PU 009 106-071	front axle, right
		6PU 009 106-091	front axle, left
		6PU 009 106-741	rear axle both sides
1.8 T quattro (🚗)BFV); 1.8 T quattro (🚗)BVR); 3.2 VR6 quattro (🚗)BHE, BPF)			
		6PU 009 106-741	rear axle both sides
TT Roadster (8N9)		10/99-	
1.8 T (🚗)AJQ, AUQ, AWP, ATC, APP); 1.8 T (🚗)AUM)			
		6PU 009 106-071	front axle, right
		6PU 009 106-091	front axle, left
		6PU 009 106-181	rear axle both sides
1.8 T quattro (🚗)AJQ, ATC, ARY, AWP); 1.8 T quattro (🚗)APX, AMU, BAM)			
		6PU 009 106-071	front axle, right
		6PU 009 106-091	front axle, left
		6PU 009 106-741	rear axle both sides
1.8 T quattro (🚗)BVR); 3.2 VR6 quattro (🚗)BHE, BPF)			
		6PU 009 106-741	rear axle both sides
TT (8J3)		10/06-	
2.0 TFSI (🚗)BWA); 3.2 V6 quattro (🚗)BUB)			
		6PU 009 106-751	front axle, left
2.0 TFSI (🚗)BWA); 3.2 V6 quattro (🚗)BUB)			
		6PU 009 106-761	front axle, right
2.0 TFSI (🚗)BWA)			
		6PU 010 039-131	rear axle, left
		6PU 010 039-141	rear axle, right
TT Roadster (8J9)		02/07-	
2.0 TFSI (🚗)BWA); 3.2 V6 quattro (🚗)BUB)			
		6PU 009 106-751	front axle, left
2.0 TFSI (🚗)BWA); 3.2 V6 quattro (🚗)BUB)			
		6PU 009 106-761	front axle, right
2.0 TFSI (🚗)BWA)			
		6PU 010 039-131	rear axle, left
		6PU 010 039-141	rear axle, right
BMW			
1 (E81, E87)		09/04-	
130i (🚗)N52B30A, N 52 B 30)			
		6PU 009 106-921	rear axle
		6PU 010 039-241	front axle
116i (🚗)N45B16A, N 45 B 16 TU2); 118d (🚗)M47N204D4); 118d (🚗)N47D20A); 118i (🚗)N42B20B, N 46 B 20); 118i (🚗)N43B20A); 120d (🚗)M47N204D4, N47D20A); 120d (🚗)N47D20A); 120i (🚗)N42B20A, N 46 B 20); 120i (🚗)N43B20A)			
120d (🚗)M47N204D4, N47D20A); 120d (🚗)N47D20A)			
		6PU 010 039-231	for vehicles with active steering, equipment version S217A, rear axle both sides
		6PU 010 039-241	for vehicles with active steering, equipment version S217A, front axle
120i (🚗)N43B20A)			
		6PU 010 039-231	for vehicles with active steering, equipment version S217A, rear axle both sides
120i (🚗)N43B20A)			
		6PU 010 039-241	for vehicles with active steering, for LHD vehic., equipment version S217A, front axle
3 (E36)		09/90-02/98	
316 i (🚗)M 43 B 16); 318 i (🚗)M 43 B 18); 318 is (🚗)M 42 B 18); 318 is (🚗)M 44 B 19); 318 tds (🚗)M 41 D 18 (Inter.); 323 i 2.5 (🚗)M 52 B 25 (Vanos)); 325 td (🚗)M 51 D 25); 325 tds (🚗)M 51 D 25 (Inter.); 328 i (🚗)M 52 B 28, M 52 B 28 TU); M3 3.0 (🚗)S 50 B 30); M3 3.2 (🚗)S 50 B 32)			
		6PU 009 106-191	rear axle both sides
		6PU 010 039-361	front axle both sides



Sensors, Wheel Speed (ABS)

BMW



Manufacturer Model Vehicle type	Model year	Part no.	Note
BMW			
3 (E36)		09/90-02/98	
316 i (M40 B 16); 316 i (M40 B 16 (Kat.)); 318 i (M40 B 18 (Kat.)); 320 i (M50 B (20 6 S1), M 50 B (20 6 S2) Vanos, M 52 B (20 6 S3) Vanos, M 50 B 20 TU, M 52 B 20); 325 i (M50 B 25, M 50 B 25 (Vanos), M 50 B 25 TU)		6PU 009 106-191	rear axle both sides
316 i (M40 B 16 (Kat.), 06/92->09/93); 316 i (M40 B 16, 06/92->09/93); 318 i (M40 B 18 (Kat.), 06/92->10/93); 320 i (M50 B (20 6 S1), M 50 B (20 6 S2) Vanos, M 52 B (20 6 S3) Vanos, M 50 B 20 TU, M 52 B 20, 06/92->02/98); 325 i (M50 B 25, M 50 B 25 (Vanos), M 50 B 25 TU, 06/92->09/95)		6PU 010 039-361	for vehicles with M-technics, equipment version S704A, front axle both sides
316 i (M40 B 16); 316 i (M40 B 16 (Kat.)); 320 i (M50 B (20 6 S1), M 50 B (20 6 S2) Vanos, M 52 B (20 6 S3) Vanos, M 50 B 20 TU, M 52 B 20); 325 i (M50 B 25, M 50 B 25 (Vanos), M 50 B 25 TU)		6PU 010 039-361	for vehicles with standard chassis, front axle both sides
318 i (M40 B 18 (Kat.))		6PU 010 039-361	for vehicles with sports suspension, front axle both sides
3 Compact (E36)		03/94-08/00	
316 i (M43164E3, M 43 B 19 TU); 323 ti (M52 B 25 (Vanos))		6PU 010 039-361	front axle both sides
		6PU 010 039-501	rear axle both sides
316 g; 316 i (M43 B 16); 318 tds (M41 D 18 (Inter.)); 318 ti (M42 B 18); 318 ti (M44 B 19)		6PU 010 039-361	front axle both sides
316 g (06/96->08/00); 316 i (M43 B 16, 06/96->08/00); 318 tds (M41 D 18 (Inter.), 06/96->08/00); 318 ti (M44 B 19, 06/96->08/00)		6PU 010 039-501	rear axle both sides
3 Coupé (E36)		03/92-04/99	
316 i (M43 B 16); 318 is (M44 B 19); 323 i 2.5 (M52 B 25 (Vanos)); 328 i (M52 B 28, M 52 B 28 TU); M3 3.0 (M50 B 30); M3 3.2 (M50 B 32)		6PU 009 106-191	rear axle both sides
318 is (M42 B 18); 320 i (M52 B (20 6 S3) Vanos, M 50 B (20 6 S1), M 50 B (20 6 S2) Vanos, M 50 B 20 TU, M 52 B 20); 325 i (M50 B 25 (Vanos), M 50 B 25 TU)		6PU 010 039-361	front axle both sides
318 is (M42 B 18, 06/92->10/95); 320 i (M52 B (20 6 S3) Vanos, M 50 B (20 6 S1), M 50 B (20 6 S2) Vanos, M 50 B 20 TU, M 52 B 20, 06/92->04/99); 325 i (M50 B 25 (Vanos), M 50 B 25 TU, 06/92->04/99)		6PU 010 039-361	for vehicles with M-technics, equipment version S704A, front axle both sides
318 is (M42 B 18); 320 i (M52 B (20 6 S3) Vanos, M 50 B (20 6 S1), M 50 B (20 6 S2) Vanos, M 50 B 20 TU, M 52 B 20); 325 i (M50 B 25 (Vanos), M 50 B 25 TU)		6PU 010 039-361	for vehicles with standard chassis, front axle both sides
3 Convertible (E36)		03/93-04/99	
318 i (M43 B 18); 320 i (M52 B (20 6 S3) Vanos, M 50 B (20 6 S2) Vanos, M 50 B 20 TU, M 52 B 20); 323 i 2.5 (M52 B 25 (Vanos)); 325 i (M50 B 25, M 50 B 25 TU); 328 i (M52 B 28, M 52 B 28 TU); M3 3.0 (M50 B 30); M3 3.2 (M50 B 32)		6PU 009 106-191	rear axle both sides
		6PU 010 039-361	front axle both sides
3 Touring (E36)		01/95-10/99	
316 i (M43 B 16); 318 i (M43 B 18); 318 tds (M41 D 18 (Inter.)); 320 i (M52 B (20 6 S3) Vanos, M 50 B 20 TU, M 52 B 20); 328 i (M52 B 28, M 52 B 28 TU)		6PU 009 106-191	rear axle both sides
323 i 2.5 (M52 B 25 (Vanos)); 325 tds (M51 D 25 (Inter.))		6PU 010 039-361	front axle both sides
		6PU 009 106-191	rear axle both sides
		6PU 010 039-361	front axle both sides
3 (E46)		02/98-02/05	
316 i (M43164E3, M 43 B 19 TU, 09/98->09/01); 318 i (M43 B 19, M 43 B 19 TU); 320 d (M47 D 20, M47204D1); 320 i (M52 B (20 6 S3) Vanos, M 52 B 20); 320 i (M54226S1, M 54 B 22, 09/00->09/01); 323 i (M52 B 25 (Vanos), M 52 B 25 TU); 325 i (M54256S5, M 54 B 25, 09/00->09/01); 328 i (M52 B 28)		6PU 009 106-271	for vehicles w/o DSC, front axle both sides
330 d (M57 D 30, 10/99->09/00)		6PU 010 039-491	for vehicles w/o DSC, rear axle both sides
330 i (M54306S3, M 54 B 30, 06/00->09/01)		6PU 009 106-271	for vehicles w/o DSC, front axle both sides
316 i (M43 B 16 (16 4 E3), 04/00->09/01)		6PU 009 106-271	for LHD vehic., for vehicles w/o DSC, front axle both sides



Sensors, Wheel Speed (ABS)

BMW



Manufacturer Model Vehicle type	Model year	Part no.	Note
BMW			
3 (E46)		02/98-02/05	
316 i (M43B16 (16 4 E3), 09/00->03/03); 316 i (M43164E3, M 43 B 19 TU, 09/00->03/03); 316 i (N42B18, N46B18A, N 46 B 18, 02/02->03/03); 318 i (M43B19, M 43 B 19 TU, 09/00->09/01); 318 i (N42B20, N46B20A, N 46 B 20, 09/01->03/03); 320 d (M47D20, M47204D1, 09/00->09/01); 320 d (M47N204D4, 09/01->03/03); 320 i (M54226S1, M 54 B 22, 09/00->03/03)	6PU 009 106-831 6PU 009 106-841	equipment version S210A, DSC III, front axle, left equipment version S210A, DSC III, front axle, right	
316 i (M43B16 (16 4 E3), 09/01->02/05); 316 i (M43164E3, M 43 B 19 TU, 09/01->02/05); 316 i (N42B18, N46B18A, N 46 B 18); 318 i (N42B20, N46B20A, N 46 B 20); 320 d (M47N204D4); 320 i (M54226S1, M 54 B 22, 09/01->02/05); 325 i (M54256S5, M 54 B 25, 09/01->02/05)	6PU 009 106-831 6PU 009 106-841	for vehicles w/o DSC, front axle, left for vehicles w/o DSC, front axle, right	
316 i (N45B16A, N 45 B 16); 318 d (M47204D1, M 47 D 20); 318 d (M47N204D4); 330 d (M57D30, 09/00->02/05)	6PU 009 106-831 6PU 009 106-841	front axle, left front axle, right	
325 i (M54256S5, M 54 B 25, 09/00->03/03); 330 i (M54306S3, M 54 B 30, 09/00->03/03)	6PU 009 106-831 6PU 009 106-841	equipment version S210, DSC III, front axle, left equipment version S210, DSC III, front axle, right	
330 d (M57N306D2)	6PU 009 106-831 6PU 009 106-841 6PU 009 106-981	front axle, left front axle, right rear axle both sides	
330 d (M57D30)	6PU 009 106-981	rear axle both sides	
330 i (M54306S3, M 54 B 30, 09/01->02/05)	6PU 009 106-981	manual transm., rear axle both sides	
316 i (M43B16 (16 4 E3), 04/00->09/01); 330 i (M54306S3, M 54 B 30, 07/00->09/00)	6PU 010 039-491	rear axle both sides	
316 i (M43B16 (16 4 E3), 04/00->09/00)	6PU 010 039-491	equipment version S210A, DSC III, rear axle both sides	
3 Compact (E46)		06/01-02/05	
316 ti (N42, 06/01->09/01); 325 ti (M54256S5, M 54 B 25, 06/01->09/01)	6PU 009 106-271	for vehicles w/o DSC, front axle both sides	
316 ti (N42B18, N46B18A, 06/01->03/03); 318 ti (N42B20, N46B20A, 09/01->03/03); 320 td (M47N204D4, 09/01->03/03); 325 ti (M54256S5, M 54 B 25, 06/01->03/03)	6PU 009 106-831 6PU 009 106-841	equipment version S210A, DSC III, front axle, left equipment version S210A, DSC III, front axle, right	
316 ti (N42B18, N46B18A, 09/01->02/05); 318 td (M47N204D4); 325 ti (M54256S5, M 54 B 25, 09/01->02/05)	6PU 009 106-831 6PU 009 106-841	front axle, left front axle, right	
318 ti (N42B20, N46B20A); 320 td (M47N204D4)	6PU 009 106-831 6PU 009 106-841	for vehicles with sports suspension, equipment version S338A; S226A, front axle, left for vehicles with sports suspension, equipment version S338A; S226A, front axle, right	
3 Coupé (E46)		04/99-	
318 Ci (M43B19); 323 Ci (M52B25 (Vanos)); 325 Ci (M54256S5); 328 Ci (M52B28)	6PU 009 106-271	for vehicles w/o DSC, front axle both sides	
316 Ci (M43B16 (16 4 E3), 04/00->09/01); 320 Ci (M52B20 (20 6 S4), M 52 B 20)	6PU 009 106-271	for LHD vehic., for vehicles w/o DSC, front axle both sides	
M3 3.2 (S54326S4, S 54 B 32, 06/00->09/02)	6PU 009 106-271 6PU 010 039-491	front axle both sides rear axle both sides	
330 xi (M54306S3, 06/00->09/00)	6PU 009 106-271	front axle both sides	
320 Ci (M54226S1, M 54 B 22, 09/00->09/01)	6PU 009 106-271 6PU 010 039-491	for vehicles w/o DSC, front axle both sides for vehicles w/o DSC, rear axle both sides	
316 Ci (M43B16 (16 4 E3), 09/00->03/03); 318 Ci (M43B19, 09/00->09/01); 318 Ci (N42B20, N 46 B 20, 09/01->03/03); 320 Ci (M54226S1, M 54 B 22, 09/00->03/03); 323 Ci (M52B25 (Vanos), 09/00->09/00); 325 Ci (M54256S5, 09/00->03/03); 330 xi (M54306S3, 09/00->03/03)	6PU 009 106-831 6PU 009 106-841	equipment version S210A, DSC III, front axle, left equipment version S210A, DSC III, front axle, right	
316 Ci (N45B16A); 318 Ci (N46B20A); 320 Cd (M47N204D4); M3 3.2 (S54326S4, S 54 B 32, 09/02->); M3 CSL (S54N326S4, S 54 B 32)	6PU 009 106-831 6PU 009 106-841	front axle, left front axle, right	
320 Ci (M54226S1, M 54 B 22, 09/01->); 325 Ci (M54256S5, 09/01->); 330 xi (M54306S3, 09/00->)	6PU 009 106-831 6PU 009 106-841	for vehicles w/o DSC, front axle, left for vehicles w/o DSC, front axle, right	
330 Cd (M57N306D2)	6PU 009 106-831 6PU 009 106-841 6PU 009 106-981	front axle, left front axle, right rear axle both sides	
330 xi (M54306S3, 09/01->)	6PU 009 106-981	manual transm., rear axle both sides	



Sensors, Wheel Speed (ABS)

BMW



Manufacturer Model Vehicle type	Model year	Part no.	Note
BMW			
3 Coupé (E46)		04/99-	
316 Ci (M 43 B 16 (16 4 E3), 04/00->09/01); 320 Ci (M 52 B (20 6 S4), M 52 B 20); 323 Ci (M 52 B 25 (Vanos)); 328 Ci (M 52 B 28); 330 xi (M54306S3, 07/00->09/00)		6PU 010 039-491	rear axle both sides
316 Ci (M 43 B 16 (16 4 E3), 04/00->09/00); 318 Ci (M 43 B 19, 11/99->09/00)		6PU 010 039-491	equipment version S210A, DSC III, rear axle both sides
318 Ci (M 43 B 19)		6PU 010 039-491	for vehicles with standard chassis, rear axle both sides
325 Ci (M54256S5, 09/00->09/01)		6PU 010 039-491	for vehicles w/o DSC, rear axle both sides
3 Convertible (E46)		04/00-	
323 Ci (M 52 B 25 (Vanos)); M3 3.2 (S54326S4, S 54 B 32, 04/01->09/02)		6PU 009 106-271	for vehicles w/o DSC, front axle both sides
330 Ci (M54306S3, 06/00->09/00)		6PU 009 106-271	front axle both sides
320 Ci (M 54 B 22, M54226S1, 09/00->09/01); 325 Ci (M54256S5, 09/00->09/01)		6PU 009 106-271 6PU 010 039-491	for vehicles w/o DSC, front axle both sides for vehicles w/o DSC, rear axle both sides
318 Ci (N46B20B); 320 Cd (M47N204D4); 330 Ci (M54306S3, 09/00->); M3 3.2 (S54326S4, S 54 B 32, 09/02->)		6PU 009 106-831 6PU 009 106-841	front axle, left front axle, right
318 Ci (N 42 B 20, N 46 B 20, 09/01->03/03); 320 Ci (M 54 B 22, M54226S1, 09/00->03/03); 325 Ci (M54256S5, 09/00->03/03)		6PU 009 106-831 6PU 009 106-841	equipment version S210A, DSC III, front axle, left equipment version S210A, DSC III, front axle, right
318 Ci (N 42 B 20, N 46 B 20); 320 Ci (M 54 B 22, M54226S1, 09/01->); 325 Ci (M54256S5, 09/01->)		6PU 009 106-831 6PU 009 106-841	for vehicles w/o DSC, front axle, left for vehicles w/o DSC, front axle, right
330 Cd (M57N306D2)		6PU 009 106-831 6PU 009 106-841 6PU 009 106-981	front axle, left front axle, right rear axle both sides
330 Ci (M54306S3, 09/01->)		6PU 009 106-981	manual transm., rear axle both sides
323 Ci (M 52 B 25 (Vanos)); 330 Ci (M54306S3, 07/00->09/00); M3 3.2 (S54326S4, S 54 B 32, 04/01->09/02)		6PU 010 039-491	rear axle both sides
3 Touring (E46)		10/99-02/05	
320 i (M 52 B (20 6 S3) Vanos, M 52 B 20)		6PU 009 106-271	for LHD vehic., for vehicles w/o DSC, front axle both sides
318 i (M 43 B 19, M 43 B 19 TU); 320 d (M 47 D 20, M47204D1); 325 i (M54256S5, M 54 B 25, 09/00->09/01)		6PU 009 106-271 6PU 010 039-491	for vehicles w/o DSC, front axle both sides for vehicles w/o DSC, rear axle both sides
320 i (M54226S1, M 54 B 22, 09/00->09/01); 328 i (M 52 B 28); 330 i (M54306S3, M 54 B 30, 06/00->09/00)		6PU 009 106-271	for vehicles w/o DSC, front axle both sides
330 d (M 57 D 30, 10/99->09/00)		6PU 009 106-271	front axle both sides
318 d (M47204D1, M 47 D 20); 318 i (M 43 B 19, M 43 B 19 TU, 09/01->09/01); 318 i (N 42 B 20, N46B20A, N 46 B 20, 09/01->03/03); 320 d (M 47 D 20, M47204D1, 09/00->09/01); 320 d (M47N204D4, 09/01->03/03); 320 i (M54226S1, M 54 B 22, 09/00->03/03); 325 i (M54256S5, M 54 B 25, 09/00->03/03)		6PU 009 106-831 6PU 009 106-841	equipment version S210A, DSC III, front axle, left equipment version S210A, DSC III, front axle, right
318 d (M47N204D4); 320 i (M54226S1, M 54 B 22, 09/01->02/05); 325 i (M54256S5, M 54 B 25, 09/01->02/05); 330 d (M 57 D 30, 09/00->02/05); 330 d (M57N306D2); 330 i (M54306S3, M 54 B 30, 09/00->02/05)		6PU 009 106-831 6PU 009 106-841	front axle, left front axle, right
318 d (M47204D1, M 47 D 20); 318 i (N 42 B 20, N46B20A, N 46 B 20); 320 d (M47N204D4)		6PU 009 106-831 6PU 009 106-841	for vehicles with sports suspension, equipment version S338A; S226A, front axle, left for vehicles with sports suspension, equipment version S338A; S226A, front axle, right
320 i (M 52 B (20 6 S3) Vanos, M 52 B 20); 320 i (M54226S1, M 54 B 22, 09/00->09/01); 328 i (M 52 B 28); 330 i (M54306S3, M 54 B 30, 07/00->09/00)		6PU 010 039-491	rear axle both sides
320 i (M54226S1, M 54 B 22, 09/00->09/00)		6PU 010 039-491	equipment version S210A, DSC III, rear axle both sides
3 (E90)		01/05-	
325i (N52B25A, N 52 B 25)		6PU 009 106-921	for vehicles with heavy duty suspension, equipment version S100A, rear axle
325d (M57306D3); 330d (M57306D3, M57 TU2 D30); 330i (N52B30A, N 52 B 30); 335d (M57N306D5); 335i (N54B30A)		6PU 009 106-921 6PU 010 039-241	rear axle front axle
318d (M47N204D4); 318i (N46B20B, N 46 B 20); 320i (N46B20A, N46B20C, N 46 B 20)		6PU 010 039-181 6PU 010 039-251	rear axle front axle



Sensors, Wheel Speed (ABS)

BMW



Manufacturer Model Vehicle type	Model year	Part no.	Note
BMW			
3 (E90)		01/05-	
320d (M47N204D4)		6PU 010 039-181	not for equipment version S102A, for vehicles w/o reinforced shock absorbers, rear axle
325i (N52B25A, N 52 B 25)		6PU 010 039-231	for vehicles without heavy duty suspension, equipment version S100A, rear axle both sides
325i (N52B25A, N 52 B 25)		6PU 010 039-231	rear axle both sides
		6PU 010 039-241	front axle
320d (M47N204D4)		6PU 010 039-231	for vehicles without off-road suspension, for vehicles with active steering, equipment version S217A, rear axle both sides
320 si (N45B20A); 320d (M47N204D4)		6PU 010 039-251	front axle
3 Touring (E91)		09/05-	
325d (M57306D3, M57 TU2 D30);		6PU 009 106-921	rear axle
325i (N52B25C, N52B25A, N 52 B 25); 330d (M57306D3);		6PU 010 039-241	front axle
330i (N52B30A, N 52 B 30); 335d (M57N306D5); 335i (N54B30A)			
318d (M47N204D4); 318i (N46B20B, N 46 B 20);		6PU 010 039-251	front axle
320d (M47N204D4, M 47 D 20 TU); 320d (M47N204D5, N47D20A);			
320i (N46B20A, N46B20C, N 46 B 20)			
3 Coupe (E92)		06/06-	
325d (M57N306D3, M57 TU2 D30); 330d (M57306D3, M57 TU2 D30);		6PU 009 106-921	rear axle
330i (N52B30A); 330i (N52B30A, N53B30A, N 53 B 30);		6PU 010 039-241	front axle
335d (M57N306D5); 335i (N54B30A)			
320d (N47D20A); 320i (N43B20A)		6PU 010 039-181	rear axle
		6PU 010 039-251	front axle
325i (N52B25C, N52B25A, N 52 B 25)		6PU 010 039-231	rear axle both sides
		6PU 010 039-241	front axle
320d (N47D20A); 320i (N43B20A)		6PU 010 039-231	for vehicles with active steering, equipment version S217A, rear axle both sides
		6PU 010 039-241	for vehicles with active steering, equipment version S217A, front axle
3 Convertible (E93)		08/06-	
320i (N46B20B, N43B20A)		6PU 009 106-921	for vehicles with active steering, equipment version S217A, rear axle
		6PU 010 039-241	for vehicles with active steering, equipment version S217A, front axle
325i (N52B25A, N 52 B 25); 325i (N53B30A, N 53 B 30);		6PU 009 106-921	rear axle
330d (M57N306D3, M57 TU2 D30);		6PU 010 039-241	front axle
330i (N52B30A, N53B30A, N 53 B 30); 335i (N54B30B, N54B30A)			
320i (N46B20B, N43B20A)		6PU 010 039-251	front axle
5 (E39)		11/95-06/03	
530 d (M 57 D 30, 08/98->09/98)		6PU 009 106-041	front axle both sides
520 i (M 52 B (20 6 S3) Vanos, M 52 B (20 6 S4), M 52 B 20, 01/96->09/98); 523 i (M 52 B 25 (Vanos), M 52 B 25 TU, 11/95->09/98);		6PU 009 106-041	front axle both sides
525 td (M 51 D 25, 01/97->09/98);		6PU 009 106-721	rear axle both sides
525 tds (M 51 D 25 (Inter.), 01/96->09/98);			
528 i (M 52 B 28, M 52 B 28 TU, 11/95->09/98);			
535 i (M 62 B (35 8 S1), M 62 B 35, 04/96->09/98);			
540 i (M 62 B 44, M62448S2, M 62 B 44 TU, 04/96->09/98)			
520 d (M 47 D 20, M47204D1); 520 i (M 52 B (20 6 S3) Vanos);		6PU 009 106-221	front axle both sides
520 i (M 52 B (20 6 S3) Vanos, M 52 B (20 6 S4), M 52 B 20, 09/98->09/00); 523 i (M 52 B 25 (Vanos), M 52 B 25 TU, 09/98->09/00);		6PU 009 106-231	rear axle both sides
525 d (M57256D1, M 57 D 25); 525 td (M 51 D 25, 09/98->06/03);			
525 tds (M 51 D 25 (Inter.), 09/98->06/03);			
528 i (M 52 B 28, M 52 B 28 TU, 09/98->09/00);			
530 d (M 57 D 30, 09/98->09/00);			
535 i (M 62 B (35 8 S1), M 62 B 35, 09/98->03/99);			
535 i (M 62 B (35 8 S2), M 62 B 35 TU);			
540 i (M 62 B 44, M62448S2, M 62 B 44 TU, 09/98->06/03);			
M5 (S 38 B 49, S 62 B 50)			
5 Touring (E39)		01/97-05/04	
520 i (M 52 B (20 6 S3) Vanos, M 52 B (20 6 S4), M 52 B 20, 01/97->09/98); 523 i (M 52 B 25 (Vanos), M 52 B 25 TU, 01/97->09/98);		6PU 009 106-041	front axle both sides
525 tds (M 51 D 25 (Inter.), 03/97->09/98);		6PU 009 106-401	rear axle both sides
528 i (M 52 B 28, M 52 B 28 TU, 01/97->09/98);			
540 i (M 62 B 44, M62448S2, M 62 B 44 TU, 01/97->09/98)			



Sensors, Wheel Speed (ABS)

BMW



Manufacturer Model Vehicle type	Model year	Part no.	Note
BMW			
5 Touring (E39)		01/97-05/04	
520 d (M 47 D 20, M47204D1); 520 i (M 52 B (20 6 S3) Vanos);		6PU 009 106-221	front axle both sides
520 i (M 52 B (20 6 S3) Vanos, M 52 B (20 6 S4), M 52 B 20, 09/98->09/00); 523 i (M 52 B 25 (Vanos), M 52 B 25 TU, 09/98->09/00);		6PU 009 106-241	rear axle both sides
525 d (M 57256D1, M 57 D 25);			
525 tds (M 51 D 25 (Inter.), 09/98->05/04);			
528 i (M 52 B 28, M 52 B 28 TU, 09/98->09/00);			
530 d (M 57 D 30, 09/98->09/00);			
540 i (M 62 B 44, M62448S2, M 62 B 44 TU, 09/98->05/04)			
7 (E38)		10/94-11/01	
730 i,iL (M 60 B 30, 10/94->12/96); 740 i,iL (M 60 B 40, 10/94->12/96)		6PU 009 106-031	front axle both sides
725 tds (M 51 D 25 (Inter.), 04/96->09/98);		6PU 009 106-031	front axle both sides
728 i,iL (M 52 B 28, M 52 B 28 TU, 08/95->09/98);		6PU 009 106-711	rear axle both sides
735 i,iL (M 62 B (35 8 S1), M 62 B 35, 01/96->09/98);			
740 i,iL (M 62 B 44, M62448S2, M 62 B 44 TU, 01/96->09/98);			
750 i,iL (M 73 B 54, 12/94->09/98)			
728 i,iL (M 52 B 28, M 52 B 28 TU, 09/98->11/01);		6PU 009 106-201	front axle both sides
730 d (M 57 D 30, 09/98->04/00); 730 d (M 57306D1);		6PU 009 106-211	rear axle both sides
730 i,iL (M 60 B 30, 09/98->11/01);			
735 i,iL (M 62 B (35 8 S1), M 62 B 35, 09/98->11/01);			
740 d (M 67 D 39); 740 i,iL (M 60 B 40, 09/98->11/01);			
740 i,iL (M 62 B 44, M62448S2, M 62 B 44 TU, 09/98->11/01);			
750 i,iL (M 73 B 54, 09/98->11/01)			
730 i,iL (M 60 B 30, 10/94->09/98); 740 i,iL (M 60 B 40, 10/94->09/98)		6PU 009 106-711	rear axle both sides
X5 (E53)		05/00-	
3.0 d (M 57306D1); 3.0 i (M 54306S3, 05/00->10/03);		6PU 009 106-301	front axle both sides
4.4 i (M 62 B 44, M 62 B 44 TU)		6PU 009 106-321	rear axle both sides
3.0 i (M 54306S3, M 54 B 30); 4.8 is (M 62B48A)		6PU 009 106-301	front axle both sides
3.0 i (M 54306S3, M 54 B 30, 05/00->10/03);		6PU 009 106-321	rear axle both sides
4.6 is (M 67468S1, M 62 B 46)			
Z3		10/95-01/03	
1.9 (M 43 B 19, M43194E1, M 43 B 19 TU, 07/98->09/00);		6PU 010 039-361	equipment version S210A, DSC III, front axle both sides
1.9 (M 43194E1, 01/99->09/00);			
2.0 (M 52 B (20 6 S4), M 52 B 20, 04/99->09/00);			
3.0 (M 54306S3, M 54 B 30, 06/00->09/00);			
3.2 M (M 50326S4, 04/00->09/00); M 3.2 (M 50 B 32, 03/97->09/00)			
1.9 (M 43 B 19, M43194E1, M 43 B 19 TU); 1.9 (M 43194E1);		6PU 010 039-361	for vehicles with M-technics, equipment version S704A, front axle both sides
2.0 (M 52 B (20 6 S4), M 52 B 20); 3.0 (M 54306S3, M 54 B 30);			
3.2 M (M 50326S4)			
2.2 (M 54 B 22, M54226S1)		6PU 010 039-361	not for DSC, front axle both sides
2.8 (M 52 B 28, M 52 B 28 TU); M 3.2 (M 54 B 32 (32 6 S4))		6PU 010 039-361	front axle both sides
		6PU 010 039-501	rear axle both sides
1.8 (M 43 B 18); 1.9 (M 44 B 19)		6PU 010 039-361	front axle both sides
M 3.2 (M 50 B 32)		6PU 010 039-361	for vehicles with standard chassis, front axle both sides
1.9 (M 43 B 19, M43194E1, M 43 B 19 TU); 1.9 (M 43194E1);		6PU 010 039-501	for vehicles w/o DSC, rear axle both sides
2.2 (M 54 B 22, M54226S1); 3.0 (M 54306S3, M 54 B 30)			
1.8 (M 43 B 18, 06/96->10/98); 1.9 (M 44 B 19, 06/96->03/99);		6PU 010 039-501	rear axle both sides
2.0 (M 52 B (20 6 S4), M 52 B 20); 3.2 M (M 50326S4);			
M 3.2 (M 50 B 32)			
Z3 Coupé		07/97-06/03	
3.0 (M 54306S3, 06/00->09/00)		6PU 010 039-361	equipment version S210A, DSC III, front axle both sides
3.0 (M 54306S3)		6PU 010 039-361	for vehicles with M-technics, equipment version S704A, front axle both sides
2.8 (M 52 B 28); M 3.2 (M 50 B 32); M 3.2 (M 54326S4, S 54 B 32)		6PU 010 039-361	front axle both sides
		6PU 010 039-501	rear axle both sides
M (M 50326S4)		6PU 010 039-361	front axle both sides
3.0 (M 54306S3)		6PU 010 039-501	for vehicles w/o DSC, rear axle both sides
Z4 (E85)		02/03-	
2.0 i (M 46B20A, N 46 B 20); 2.2 i (M 54226S1, M 54 B 22);		6PU 009 106-831	front axle, left
2.5 i (M 54256S5, M 54 B 25); 2.5 i (M 52B25A); 2.5 si (M 52B25A);		6PU 009 106-841	front axle, right
3.0 i (M 54306S3, M 54 B 30); 3.0 si (M 52B30A, N 52 B 30);		6PU 010 039-071	rear axle both sides
3.2 M (M 54326S4, S 54 B 32)			



Sensors, Wheel Speed (ABS)

BMW - Citroën



Manufacturer Model Vehicle type	Model year	Part no.	Note
BMW			
Z4 Coupe	03/06-		
3.0 si (N52B30A, N 52 B 30); 3.2 M (S54326S4, S 54 B 32)		6PU 009 106-831	front axle, left
		6PU 009 106-841	front axle, right
		6PU 010 039-071	rear axle both sides
Z8	06/00-06/03		
4.9 (S 38 B 49, S 62 B 50)		6PU 009 106-211	rear axle both sides
Citroën			
C2 (JM_)	09/03-		
1.1 i (HFX (TU1JP)); 1.4 16V (KFU (ET3J4)); 1.4 HDi (8HX (DV4TD)); 1.4 (KFV (TU3JP)); 1.6 VTS (NFS (TU5JP4S)); 1.6 (NFU (TU5JP4))		6PU 009 106-811	rear axle both sides
		6PU 009 106-851	front axle both sides
C3 (FC_)	02/02-		
1.1 i (HFX (TU1JP)); 1.4 16V HDi (8HY (DV4TED4)); 1.4 16V (KFU (ET3J4)); 1.4 HDi (8HX (DV4TD)); 1.4 i Bivalent (KFV (TU3JP)); 1.6 16V HDi (9HX (DV6ATED4)); 1.6 16V HDi (DV6TED4); 1.6 16V (NFU (TU5JP4))		6PU 009 106-811	rear axle both sides
		6PU 009 106-851	front axle both sides
C3 Pluriel (HB_)	05/03-		
1.4 HDi (8HX (DV4TD)); 1.4 Hybrid (KFV (TU3JP)); 1.4 (KFV (TU3JP)); 1.6 (NFU (TU5JP4))		6PU 009 106-811	rear axle both sides
		6PU 009 106-851	front axle both sides
C4 (LC_)	11/04-		
1.4 16V (KFU (ET3J4)); 1.6 16V (NFU (TU5JP4)); 1.6 HDi (9HX (DV6ATED4)); 1.6 HDi (DV6TED4, 9HZ-DV6TED4, 9HY (DV6TED4)); 2.0 16V (EW10A, RFJ-EW10A); 2.0 16V (RFN (EW10J4)); 2.0 HDi (DW10BTED4, RHR (DW10BTED4))		6PU 009 106-371	front axle both sides
C4 Coupe (LA_)	11/04-		
1.4 16V (KFU (ET3J4)); 1.6 16V (NFU (TU5JP4)); 1.6 HDi (9HX (DV6ATED4)); 1.6 HDi (DV6TED4, 9HZ-DV6TED4, 9HY (DV6TED4)); 2.0 16V (EW10J4S, RFK (EW10J4S)); 2.0 16V (RFN (EW10J4)); 2.0 HDi (DW10BTED4, RHR (DW10BTED4))		6PU 009 106-371	front axle both sides
C5 (DC_)	03/01-08/04		
1.8 16V (DC6FZB, DC6FZE) (6FZ (EW7J4)); 2.0 16V (DCRFNC, DCRFNF) (RFN (EW10J4)); 2.0 16V HPI (DCRLZB) (RLZ (EW10D)); 2.0 HDi (DCRHYB) (RHY (DW10TD)); 2.0 HDi (DCRHZB, DCRHZE) (RHZ (DW10ATED)); 2.2 HDi (DC4HXB, DC4HXE) (4HX (DW12TED4/FAP)); 3.0 Carlsson HP; 3.0 V6 (DCXFXC, DCXFXF) (XFX (ES9J4S))		6PU 009 106-821	front axle both sides
1.8 16V (DC6FZB, DC6FZE) (6FZ (EW7J4)); 2.0 16V (DCRFNC, DCRFNF) (RFN (EW10J4)); 2.0 16V HPI (DCRLZB) (RLZ (EW10D)); 2.0 HDi (DCRHYB) (RHY (DW10TD)); 2.0 HDi (DCRHZB, DCRHZE) (RHZ (DW10ATED)); 2.2 HDi (DC4HXB, DC4HXE) (4HX (DW12TED4/FAP)); 3.0 Carlsson HP; 3.0 V6 (DCXFXC, DCXFXF) (XFX (ES9J4S))		6PU 010 039-091	from org. no. 09528, rear axle both sides
C5 Break (DE_)	06/01-08/04		
1.8 16V (DE6FZB, DE6FZE) (6FZ (EW7J4)); 2.0 16V (DERFNF, DERFNC, RERFNC) (RFN (EW10J4)); 2.0 16V HPI (DERLZB) (RLZ (EW10D)); 2.0 HDi (DERHSB, DERHSE) (RHS (DW10ATED), RHZ (DW10ATED)); 2.0 HDi (DERHYB) (RHY (DW10TD)); 2.2 HDi (DE4HXB, DE4HXE) (4HX (DW12TED4/FAP)); 3.0 Carlsson; 3.0 V6 (DEXFXC, DEXFXF) (XFX (ES9J4S))		6PU 009 106-821	front axle both sides
1.8 16V (DE6FZB, DE6FZE) (6FZ (EW7J4)); 2.0 16V (DERFNF, DERFNC, RERFNC) (RFN (EW10J4)); 2.0 16V HPI (DERLZB) (RLZ (EW10D)); 2.0 HDi (DERHSB, DERHSE) (RHS (DW10ATED), RHZ (DW10ATED)); 2.0 HDi (DERHYB) (RHY (DW10TD)); 2.2 HDi (DE4HXB, DE4HXE) (4HX (DW12TED4/FAP)); 3.0 Carlsson; 3.0 V6 (DEXFXC, DEXFXF) (XFX (ES9J4S))		6PU 010 039-091	from org. no. 09528, rear axle both sides



Manufacturer Model Vehicle type	Model year	Part no.	Note
Citroën			
C5 (RC_)		09/04-	
1.6 HDi (RC8HZB)(DV6TED4); 1.8 16V (RC6FZB)(6FZ (EW7J4)); 1.8 16V; 2.0 16V (RCRFJB, RCRFJC)(EW10A); 2.0 HDi (RCRHRH)(DW10BTED4); 2.2 HDi (RC4HXE)(4HX (DW12TED4/FAP)); 2.2 HDi(4HT (DW12BTED4)); 3.0 Carlsson HP; 3.0 V6 (RCXFUF)(XFX (ES9J4S), XFX (ES9A))		6PU 009 106-821	front axle both sides
		6PU 010 039-091	rear axle both sides
C5 Break (RE_)		09/04-	
1.6 HDi (RE8HZB)(9HY (DV6TED4)); 1.8 16V (RE6FZB)(6FZ (EW7J4)); 1.8 16V(6FY-EW7A); 2.0 16V (RERFJB, RERFJC)(RFJ-EW10A); 2.0 HDi (RERHRH)(RHR (DW10BTED4)); 2.2 HDi (RE4HXE)(4HX (DW12TED4/FAP)); 2.2 HDi; 3.0 V6 (REXFUF)		6PU 009 106-821	front axle both sides
		6PU 010 039-091	rear axle both sides
Saxo (S0, S1)		02/96-04/04	
1.0 X(CDZ (TU9M)); 1.1 X,SX(HDZ (TU1M)); 1.1 X,SX(HDZ (TU1M), HFX (TU1JP)); 1.4 VTS(KFX (TU3JP), KFW (TU3JP)); 1.5 D(VJY (TUD5)); 1.5 D(VJZ (TUD5)); 1.6 VTL,VTR(NFZ (TU5JP)); 1.6 VTR; 1.6 VTS(NFT); 1.6 VTS(NFX (TU5JP4))		6PU 010 039-311	brake system Teves, for vehicles with drum brakes on the rear axle, up to org. no. 08056, rear axle both sides
1.0 X(CDZ (TU9M)); 1.1 X,SX(HDZ (TU1M)); 1.1 X,SX(HDZ (TU1M), HFX (TU1JP)); 1.4 VTS(KFX (TU3JP), KFW (TU3JP)); 1.5 D(VJY (TUD5)); 1.5 D(VJZ (TUD5)); 1.6 VTL,VTR(NFZ (TU5JP)); 1.6 VTR; 1.6 VTS(NFT); 1.6 VTS(NFX (TU5JP4))		6PU 010 039-421	brake system Teves, front axle both sides
Xantia (X1)		03/93-01/98	
1.6 i(BFZ (XU5JP)); 1.8 i 16V(LFY (XU7JP4)); 1.8 i(LFX (XU7JB)); 1.8 i(LFZ (XU7JP)); 1.9 D(D9B (XUD9A/L)); 1.9 D(DJZ (XUD9Y)); 1.9 SD(DHW (XUD9SD)); 1.9 Turbo D(DHY (XUD9TE/Y), DHX (XUD9TF/BTF)); 2.0 i 16V(RFT (XU10J4/Z)); 2.0 i 16V(RFV (XU10J4R)); 2.0 i 16V(RFY (XU10J4/Z)); 2.0 i(RFX (XU10J2C)); 2.0 Turbo(RGX (XU10J2TE)); 2.1 Turbo D 12V(P8C (XUD11BTE)); 3.0 i 24V(XFX (ES9J4))		6PU 009 106-561	up to org. no. 07631, rear axle both sides
1.6 i(BFZ (XU5JP)); 1.8 i 16V(LFY (XU7JP4)); 1.8 i(LFX (XU7JB)); 1.8 i(LFZ (XU7JP)); 1.9 D(D9B (XUD9A/L)); 1.9 D(DJZ (XUD9Y)); 1.9 SD(DHW (XUD9SD)); 1.9 Turbo D(DHY (XUD9TE/Y), DHX (XUD9TF/BTF)); 2.0 i 16V(RFT (XU10J4/Z)); 2.0 i 16V(RFV (XU10J4R)); 2.0 i 16V(RFY (XU10J4/Z)); 2.0 i(RFX (XU10J2C)); 2.0 Turbo(RGX (XU10J2TE)); 2.1 Turbo D 12V(P8C (XUD11BTE)); 3.0 i 24V(XFX (ES9J4))		6PU 009 106-571	from org. no. 06444, front axle both sides
1.6 i(BFZ (XU5JP)); 1.8 i 16V(LFY (XU7JP4)); 1.8 i(LFX (XU7JB)); 1.8 i(LFZ (XU7JP)); 1.9 D(D9B (XUD9A/L)); 1.9 D(DJZ (XUD9Y)); 1.9 SD(DHW (XUD9SD)); 1.9 Turbo D(DHY (XUD9TE/Y), DHX (XUD9TF/BTF)); 2.0 i 16V(RFT (XU10J4/Z)); 2.0 i 16V(RFV (XU10J4R)); 2.0 i 16V(RFY (XU10J4/Z)); 2.0 i(RFX (XU10J2C)); 2.0 Turbo(RGX (XU10J2TE)); 2.1 Turbo D 12V(P8C (XUD11BTE)); 3.0 i 24V(XFX (ES9J4))		6PU 010 039-391	from org. no. 07632, rear axle both sides
Xantia Break (X1)		06/95-01/98	
1.8 i 16V(LFY (XU7JP4)); 1.8 i(LFX (XU7JB)); 1.8 i(LFZ (XU7JP)); 1.9 SD(DHW (XUD9SD)); 1.9 Turbo D(DHX (XUD9TF/BTF), D8B (XUD9TF), DHY (XUD9TE/Y)); 2.0 i 16V(RFV (XU10J4R)); 2.0 i(RFX (XU10J2C)); 2.0 Turbo(RGX (XU10J2TE)); 2.1 Turbo D 12V(P8C (XUD11BTE))		6PU 009 106-561	up to org. no. 07631, rear axle both sides
1.8 i 16V(LFY (XU7JP4)); 1.8 i(LFX (XU7JB)); 1.8 i(LFZ (XU7JP)); 1.9 SD(DHW (XUD9SD)); 1.9 Turbo D(DHX (XUD9TF/BTF), D8B (XUD9TF), DHY (XUD9TE/Y)); 2.0 i 16V(RFV (XU10J4R)); 2.0 i(RFX (XU10J2C)); 2.0 Turbo(RGX (XU10J2TE)); 2.1 Turbo D 12V(P8C (XUD11BTE))		6PU 009 106-571	from org. no. 06444, front axle both sides
1.8 i 16V(LFY (XU7JP4)); 1.8 i(LFX (XU7JB)); 1.8 i(LFZ (XU7JP)); 1.9 SD(DHW (XUD9SD)); 1.9 Turbo D(DHX (XUD9TF/BTF), D8B (XUD9TF), DHY (XUD9TE/Y)); 2.0 i 16V(RFV (XU10J4R)); 2.0 i(RFX (XU10J2C)); 2.0 Turbo(RGX (XU10J2TE)); 2.1 Turbo D 12V(P8C (XUD11BTE))		6PU 010 039-391	from org. no. 07632, rear axle both sides



Sensors, Wheel Speed (ABS)

Citroën - Fiat



Manufacturer Model Vehicle type	Model year	Part no.	Note
Citroën			
Xantia (X2)	01/98-04/03		
1.8 i 16V (LIFY (XU7JP4)); 1.8 i (LFX (XU7JB)); 1.9 SD (DHW (XUD9SD)); 1.9 Turbo D (DHY (XUD9TE/Y), DHX (XUD9TF/BTF)); 2.0 HDI 109 (RHZ (DW10ATED)); 2.0 HDI 90 (RHY (DW10TD)); 2.0 i 16V (RFV (XU10J4R)); 2.0 i (RFX (XU10J2C)); 2.0 Turbo (RGX (XU10J2TE)); 2.1 Turbo D 12V (P8C (XUD11BTE)); 3.0 V6 (XFZ (ES9J4))		6PU 010 039-391	rear axle both sides
Xantia Break (X2)	01/98-04/03		
1.8 i 16V (LIFY (XU7JP4)); 1.8 i (LFX (XU7JB)); 1.9 SD (DHW (XUD9SD)); 1.9 Turbo D (DHX (XUD9TF/BTF), D8B (XUD9TF)); 2.0 HDI 109 (RHZ (DW10ATED)); 2.0 HDI 90 (RHY (DW10TD)); 2.0 i 16V (RFV (XU10J4R)); 2.0 i (RFX (XU10J2C)); 2.0 Turbo (RGX (XU10J2TE)); 2.1 Turbo D 12V (P8C (XUD11BTE)); 3.0 V6 (XFZ (ES9J4))		6PU 010 039-391	rear axle both sides
XM (Y4)	05/94-10/00		
2.0 i 16V (RFV (XU10J4R)); 2.0 Turbo (RGX (XU10J2TE)); 2.1 D12 VSX; 2.1 TD 12V (P8A (XUD11ATE), PHZ (XUD11ATE), PJZ (XUD11ATE), P8C (XUD11BTE)); 2.5 TD (THY (DK5ATE)); 3.0 V6 (UFZ (ZPJ/Z), SFZ (ZPJ/Z)); 3.0 V6 (XFZ (ES9J4))		6PU 010 039-401	front axle both sides
XM Break (Y4)	05/94-10/00		
2.0 i 16V (RFV (XU10J4R)); 2.0 Turbo (RGY (XU10J2TE/Z), RGX (XU10J2TE)); 2.1 D12 (P9A (XUD11A)); 2.1 TD 12V (PHZ (XUD11ATE), PJZ (XUD11ATE), P8C (XUD11BTE)); 2.5 TD (THY (DK5ATE)); 3.0 V6 (SFZ (ZPJ/Z), UFZ (ZPJ/Z)); 3.0 V6 (XFZ (ES9J4))		6PU 010 039-401	front axle both sides
Fiat			
Brava (182)	10/95-10/01		
1.2 16V 80 (182 B2.000); 1.2 16V 80 (188 A5.000); 1.4 (182.BG) (182 A5.000, 12/98->10/01); 1.6 16V (182.BB) (182 A4.000, 12/98->10/01); 1.6 16V (182.BH) (182 A6.000, 12/98->10/01); 1.8 GT 16V (182.BC) (182 A2.000, 12/98->10/01); 1.9 D (160 A7.000, 12/98->10/01); 1.9 JTD 105 (182 B4.000); 1.9 TD 100 S (182.BF) (182 A7.000, 12/98->10/01); 1.9 TD 75 S (182.BF) (182 A8.000, 12/98->10/01)		6PU 009 106-501 6PU 009 106-511 6PU 009 106-521 6PU 009 106-531	front axle, left front axle, right rear axle, left rear axle, right
Bravo (182)	10/95-10/01		
1.2 16V 80 (182 B2.000); 1.2 16V 80 (188 A5.000); 1.4 (182.AA) (182 A3.000, 12/98->10/01); 1.4 (182.AG) (182 A5.000, 12/98->10/01); 1.6 16V (182.AB) (182 A4.000, 12/98->10/01); 1.6 16V (182.AH) (182 A6.000, 12/98->10/01); 1.8 GT (182.AC) (182 A2.000, 12/98->10/01); 1.9 D (160 A7.000, 12/98->10/01); 1.9 JTD 105 (182 B4.000); 1.9 TD 100 S (182.AF) (182 A7.000, 12/98->10/01); 1.9 TD 75 S (182.AF) (182 A8.000, 12/98->10/01); 2.0 HGT 20V (182.AQ) (182 B7.000, 12/98->10/01)		6PU 009 106-501 6PU 009 106-511 6PU 009 106-521 6PU 009 106-531	front axle, left front axle, right rear axle, left rear axle, right
Doblo (119)	03/01-		
1.2 (223AXA1A) (223 A5.000); 1.3 D Multijet (223 A9.000); 1.4 (350 A1.000); 1.6 16V (223AXD1A) (182 B6.000); 1.6 Natural Power (182 B6.000); 1.9 D (223AXB1A) (223 A6.000); 1.9 D Multijet (186A9.000); 1.9 JTD (223AXE1A) (182 B9.000, 223 B2.000); 1.9 JTD (223 A7.000, 223 B1.000)		6PU 009 106-771 6PU 009 106-781	front axle, left front axle, right
1.2 (223AXA1A) (223 A5.000); 1.6 16V (223AXD1A) (182 B6.000); 1.6 Natural Power (182 B6.000); 1.9 D (223AXB1A) (223 A6.000); 1.9 JTD (223AXE1A) (182 B9.000, 223 B2.000)		6PU 009 106-871	Bus, equipment version V5, V6, V7, V8, rear axle both sides
1.9 JTD (223 A7.000, 223 B1.000)		6PU 009 106-871	Bus, equipment version V22, V23, V24, V25, V3, V5, V20, V21, rear axle both sides
1.3 D Multijet (223 A9.000); 1.4 (350 A1.000); 1.9 D Multijet (186A9.000)		6PU 009 106-871	Bus, equipment version V21, V22, V23, V6, V7, V8, V20, rear axle both sides



Sensors, Wheel Speed (ABS)

Fiat - Ford



Manufacturer Model Vehicle type	Model year	Part no.	Note
Fiat			
Doblo Cargo (223)		03/01-	
1.2 (223ZXA1A)(223 A5.000); 1.3 D Multijet(199 A2.000);		6PU 009 106-771	front axle, left
1.3 JTD 16V(188 A9.000); 1.4(350 A1.000);		6PU 009 106-781	front axle, right
1.6 16V (223ZXD1A)(182 B6.000); 1.6 Natural Power(182 B6.000);			
1.9 D (223ZXB1A)(223 A6.000); 1.9 JTD (223ZXE1A)(182 B9.000);			
1.9 JTD(223 A7.000, 223 B1.000)			
1.2 (223ZXA1A)(223 A5.000); 1.6 16V (223ZXD1A)(182 B6.000);		6PU 009 106-861	Box, equipment version V1, V2, V3, V4, rear axle both sides
1.6 Natural Power(182 B6.000); 1.9 D (223ZXB1A)(223 A6.000);			
1.9 JTD (223ZXE1A)(182 B9.000); 1.9 JTD(223 A7.000, 223 B1.000)			
1.3 D Multijet(199 A2.000); 1.3 JTD 16V(188 A9.000);		6PU 009 106-861	Box, equipment version V1, V2, rear axle both sides
1.4(350 A1.000)			
1.2 (223ZXA1A)(223 A5.000); 1.6 16V (223ZXD1A)(182 B6.000);		6PU 009 106-871	Bus, equipment version V5, V6, V7, V8, rear axle both sides
1.6 Natural Power(182 B6.000); 1.9 D (223ZXB1A)(223 A6.000);			
1.9 JTD (223ZXE1A)(182 B9.000)			
1.3 JTD 16V(188 A9.000); 1.9 JTD(223 A7.000, 223 B1.000)		6PU 009 106-871	Bus, equipment version V22, V23, V24, V25, V3, V5, V20, V21, rear axle both sides
1.3 D Multijet(199 A2.000); 1.4(350 A1.000)		6PU 009 106-871	Bus, equipment version V21, V22, V23, V6, V7, V8, V20, rear axle both sides
Ford			
Cougar (EC_)		08/98-12/01	
2.0 16V(EDBA, EDBB, EDBC, EDBD, 08/98->12/00);		6PU 010 039-521	rear axle both sides
2.5 ST 200(SGA, 01/00->12/00); 2.5 V6 24V(LCBA, 08/98->12/00);			
2.5 V6 24V(LCBC, LCBE, LCBB, 06/00->12/00)			
Escort V (GAL)		07/90-12/92	
1.6(LJF); 1.6(LUK, LUJ)		6PU 009 106-581	front axle both sides
		6PU 009 106-591	front axle both sides
1.8 16V XR3i(RDA); 1.8 16V XR3i(RQB); RS 2000(N7A)		6PU 009 106-581	front axle both sides
1.3(J6A, J4B); 1.4(F6F, F6G); 1.8 D(RTE, RTF, RTH)		6PU 009 106-591	front axle both sides
1.6(LJF, 09/90->12/92); 1.6(LUK, LUJ, 09/90->08/92);		6PU 010 039-511	rear axle both sides
1.8 16V XR3i(RDA); 1.8 16V XR3i(RQB); RS 2000(N7A)			
Escort V Estate (GAL, AVL)		07/90-12/92	
1.6(LJF); 1.6(LUK, LUJ)		6PU 009 106-581	front axle both sides
		6PU 009 106-591	front axle both sides
1.8 16V(RDA)		6PU 009 106-581	front axle both sides
1.3(J6A, J4B); 1.4(F6F, F6G); 1.8 D(RTE, RTF, RTH)		6PU 009 106-591	front axle both sides
1.6(LJF, 09/90->09/92); 1.6(LUK, LUJ, 09/90->08/92);		6PU 010 039-511	rear axle both sides
1.8 16V(RDA)			
Escort V Convertible (ALL)		07/90-12/92	
1.6(LJF)		6PU 009 106-581	front axle both sides
		6PU 009 106-591	front axle both sides
1.8 16V XR3i(RDA); 1.8 16V XR3i(RQB)		6PU 009 106-581	front axle both sides
1.4(F6F, F6G)		6PU 009 106-591	front axle both sides
1.6(LJF, 09/90->12/92); 1.8 16V XR3i(RDA); 1.8 16V XR3i(RQB)		6PU 010 039-511	rear axle both sides
Escort VI (GAL)		09/92-01/95	
1.6 i 16V(L1E); 1.6 i 16V(L1H); 1.8 16V XR3i(RQB);		6PU 009 106-581	front axle both sides
1.8 i 16V(RDA); 1.8 XR3i 16V 4x4(RDA); 1.8 XR3i 16V 4x4(RQB);			
RS 2000 4x4(N7A); RS 2000(N7A)			
1.3(J6A, J4B); 1.4(F6F, F6G); 1.4(FUH); 1.8 D(RTE, RTF, RTH);		6PU 009 106-591	front axle both sides
1.8 TD(RFD, RFK, RFS)			
1.6 i 16V(L1E); 1.6 i 16V(L1H); 1.8 16V XR3i(RQB);		6PU 010 039-511	rear axle both sides
1.8 i 16V(RDA); 1.8 XR3i 16V 4x4(RDA); 1.8 XR3i 16V 4x4(RQB);			
RS 2000(N7A)			
Escort VI Saloon (GAL)		08/93-01/95	
1.6 i 16V(L1E, L1K); 1.6 i 16V(L1H); 1.8 i 16V(RDA)		6PU 009 106-581	front axle both sides
1.3(J6A, J4B); 1.4(F4B, FUH); 1.4(F6F, F6G);		6PU 009 106-591	front axle both sides
1.8 D(RTE, RTF, RTH); 1.8 TD(RFD, RFK)			
1.6 i 16V(L1E, L1K); 1.6 i 16V(L1H); 1.8 i 16V(RDA)		6PU 010 039-511	rear axle both sides
Escort VI Estate (GAL)		09/92-01/95	
1.6 i 16V(L1E); 1.6 i 16V(L1H); 1.8 i 16V(RDA); 1.8 i 16V(RQB)		6PU 009 106-581	front axle both sides
1.3(J6A, J4B); 1.4(F4B, FUH); 1.4(F6F, F6G); 1.8 D(RTH)		6PU 009 106-591	front axle both sides
1.6 i 16V(L1E); 1.6 i 16V(L1H); 1.8 i 16V(RDA); 1.8 i 16V(RQB)		6PU 010 039-511	rear axle both sides



Sensors, Wheel Speed (ABS)

Ford



Manufacturer Model Vehicle type	Model year	Part no.	Note
Ford			
Escort VI Convertible (ALL)		12/92-01/95	
1.4 (F6F, F6G)		6PU 009 106-591	front axle both sides
1.6 16V XR3i (L1E); 1.6 i 16V (L1H); 1.8 16V XR3i (RDA); 1.8 16V XR3i (RQB)		6PU 010 039-511	rear axle both sides
Escort VII (GAL, AAL, ABL)		01/95-10/98	
1.3 (J6A, J4B); 1.4 (F4B); 1.6 16V 4x4 (L1E); 1.6 16V (L1E); 1.6 i 16V (L1H); 1.8 16V (RDA); 1.8 16V (RKC); 1.8 D (RTE, RTF, RTH); 1.8 TD (RFD, RFK); 1.8 Turbo D (RVA); RS 2000 4x4 (N7A); RS 2000 (N7A); RS Cosworth 4x4 (N5F)		6PU 009 106-671	rear axle
Escort VII Saloon (GAL, AFL)		01/95-02/99	
1.3 (J6A, J4B); 1.4 (FUH, F4B); 1.6 i 16V (L1E, L1K); 1.6 i 16V (L1H); 1.8 16V (RDA); 1.8 16V (RKC); 1.8 D (RTE, RTF, RTH); 1.8 TD (RFD, RFK); 1.8 Turbo D (RVA)		6PU 009 106-671	rear axle
Escort VII Estate (GAL, ANL)		01/95-02/99	
1.3 (J6A, J4B); 1.4 (FUH, F4B); 1.6 16V (L1E); 1.6 i 16V (L1H); 1.8 16V (RDA); 1.8 16V (RKC); 1.8 D (RTH, RTF, RTE); 1.8 TD (RFD, RFK); 1.8 Turbo D (RVA)		6PU 009 106-621	rear axle
Escort Classic Estate (ANL)		02/99-07/00	
1.6 16V (L1E); 1.8 TD (RFD, RFK)		6PU 009 106-611	front axle both sides
		6PU 009 106-621	rear axle
Fiesta IV (JA_, JB_)		08/95-01/02	
1.0 i; 1.25 i 16V (DHA, DHB, DHC, DHD, DHE, DHF, DHG); 1.3 i (J4C, J4J, J4L, J4Q, J4R, J4T); 1.3 i (JJA, JJC, JJE, JJJ, JJK, JJM); 1.4 i 16V (FHA, FHE); 1.6 16V Sport (L1T, L1V); 1.8 D (RTK, RTJ); 1.8 DI (RTN, RTP, RTQ)		6PU 009 106-651	front axle both sides
1.25 i 16V (DHA, DHB, DHC, DHD, DHE, DHF, DHG, 11/98->01/02); 1.3 i (J4C, J4J, J4L, J4Q, J4R, J4T, 11/98->01/02); 1.3 i (JJA, JJC, JJE, JJJ, JJK, JJM, 11/98->01/02); 1.4 i 16V (FHA, FHE, 11/98->01/02); 1.6 16V Sport (L1T, L1V); 1.8 D (RTK, RTJ, 11/98->04/00); 1.8 DI (RTN, RTP, RTQ)		6PU 009 106-661	rear axle
1.0 i (02/97->11/98); 1.25 i 16V (DHA, DHB, DHC, DHD, DHE, DHF, DHG, 08/95->11/98); 1.3 i (J4C, J4J, J4L, J4Q, J4R, J4T, 08/95->11/98); 1.3 i (JJA, JJC, JJE, JJJ, JJK, JJM, 08/95->11/98); 1.4 i 16V (FHA, FHE, 04/96->11/98); 1.8 D (RTK, RTJ, 08/95->11/98)		6PU 009 106-671	rear axle
Fiesta V (JH_, JD_)		11/01-	
1.25 16V (FUJA, FUJB); 1.25 16V (M7JA, M7JB); 1.3 (A9JA, A9JB); 1.3 (BAJA); 1.4 16V (FXJA, FXJB); 1.4 TDCi (F6JA, F6JB); 1.6 16V (FYJA, FYJB); 1.6 TDCi (HHJA, HHJB); ST150 (N4JB)		6PU 009 106-911	front axle both sides
		6PU 010 039-121	rear axle both sides
Fiesta Box (J5_, J3_)		02/96-	
1.3 (J4C); 1.4 i (FHA); 1.8 D (RTK); 1.8 DI (RTP, RTN)		6PU 009 106-651	front axle both sides
1.3 (J4C, 11/98->); 1.4 i (FHA, 11/98->10/99); 1.8 D (RTK, 11/98->); 1.8 DI (RTP, RTN)		6PU 009 106-661	for vehicles without raised roof, rear axle
1.3 (J4C, 02/96->11/98); 1.4 i (FHA, 04/96->11/98); 1.8 D (RTK, 02/96->11/98)		6PU 009 106-671	for vehicles without raised roof, rear axle
Fiesta Box (JV_)		05/98-	
D 1.8 (RTK, RTJ); TD 1.8 (RTN, RTP, RTQ)		6PU 009 106-651	front axle both sides
D 1.8 (RTK, RTJ, 11/98->); TD 1.8 (RTN, RTP, RTQ)		6PU 009 106-661	for vehicles without raised roof, rear axle
D 1.8 (RTK, RTJ, 05/98->11/98)		6PU 009 106-671	for vehicles without raised roof, rear axle
Focus (DAW, DBW)		10/98-11/04	
1.4 16V (FXDA, FXDC, FXDB, FXDD); 1.6 16V (FYDA, FYDC, FYDB, FYDD, FYDH); 1.8 16V (EYDC, EYDB, EYDD, EYDE, EYDF, EYDG, EYDI, EYDJ, EYDL); 1.8 DI / TDDi (BHDA, BHDB); 1.8 TDCi (F9DA, F9DB); 1.8 TDCi (FFDA); 1.8 Turbo DI / TDDi (C9DC, C9DA, C9DB); 2.0 16V (EDDC, EDDB, EDDD, EDDF); RS (HMDA); ST170 (ALDA)		6PU 009 106-681	front axle both sides
1.4 16V (FXDA, FXDC, FXDB, FXDD); 1.6 16V (FYDA, FYDC, FYDB, FYDD, FYDH); 1.8 16V (EYDC, EYDB, EYDD, EYDE, EYDF, EYDG, EYDI, EYDJ, EYDL); 1.8 DI / TDDi (BHDA, BHDB); 1.8 TDCi (F9DA, F9DB); 1.8 TDCi (FFDA); 1.8 Turbo DI / TDDi (C9DC, C9DA, C9DB); 2.0 16V (EDDC, EDDB, EDDD, EDDF); RS (HMDA); ST170 (ALDA)		6PU 009 106-691	Vehicle with disc brake on the rear axle: ->08.1999 for vehicle w/o ESP, fitting position both sides; 08.1999-> for vehicle with ESP, fitting position both sides; Vehicle with drum brake on the rear axle: for vehicle w/o ESP, fitting position rear left, rear axle



Sensors, Wheel Speed (ABS)

Ford



Manufacturer Model Vehicle type	Model year	Part no.	Note
Ford			
Focus (DAW, DBW)		10/98-11/04	
1.4 16V (🚗)FXDA, FXDC, FXDB, FXDD, 08/99->11/04); 1.6 16V (🚗)FYDA, FYDC, FYDB, FYDD, FYDH, 08/99->11/04); 1.8 16V (🚗)EYDC, EYDB, EYDD, EYDE, EYDF, EYDG, EYDI, EYDJ, EYDL, 08/99->11/04); 1.8 DI / TDDi (🚗)BHDA, BHDB); 1.8 TDCi (🚗)F9DA, F9DB); 1.8 TDCi (🚗)FFDA); 1.8 Turbo DI / TDDi (🚗)C9DC, C9DA, C9DB, 08/99->11/04); 2.0 16V (🚗)EDDC, EDDB, EDDD, EDDF, 08/99->11/04); RS (🚗)HMMA); ST170 (🚗)ALDA)	6PU 009 106-701	for vehicles with drum brakes on the rear axle, for vehicles w/o ESP, rear axle, right	
Focus Saloon (DFW)		02/99-03/05	
1.4 16V (🚗)FXDA, FXDC, FXDB, FXDD); 1.6 16V (🚗)FYDA, FYDC, FYDB, FYDD, FYDH); 1.8 16V (🚗)EYDC, EYDB, EYDD, EYDE, EYDF, EYDG, EYDI, EYDJ, EYDL); 1.8 TDCi (🚗)F9DA, F9DB); 1.8 TDCi (🚗)FFDA); 1.8 Turbo DI / TDDi (🚗)C9DC, C9DA, C9DB); 2.0 16V (🚗)EDDC, EDDB, EDDD, EDDF)	6PU 009 106-681	front axle both sides	
1.4 16V (🚗)FXDA, FXDC, FXDB, FXDD); 1.6 16V (🚗)FYDA, FYDC, FYDB, FYDD, FYDH); 1.8 16V (🚗)EYDC, EYDB, EYDD, EYDE, EYDF, EYDG, EYDI, EYDJ, EYDL); 1.8 TDCi (🚗)F9DA, F9DB); 1.8 TDCi (🚗)FFDA); 1.8 Turbo DI / TDDi (🚗)C9DC, C9DA, C9DB); 2.0 16V (🚗)EDDC, EDDB, EDDD, EDDF)	6PU 009 106-691	Vehicle with disc brake on the rear axle: ->08.1999 for vehicle w/o ESP, fitting position both sides; 08.1999-> for vehicle with ESP, fitting position both sides; Vehicle with drum brake on the rear axle: for vehicle w/o ESP, fitting position rear left, rear axle	
1.4 16V (🚗)FXDA, FXDC, FXDB, FXDD, 08/99->11/04); 1.6 16V (🚗)FYDA, FYDC, FYDB, FYDD, FYDH, 08/99->11/04); 1.8 16V (🚗)EYDC, EYDB, EYDD, EYDE, EYDF, EYDG, EYDI, EYDJ, EYDL, 08/99->11/04); 1.8 TDCi (🚗)F9DA, F9DB); 1.8 TDCi (🚗)FFDA); 1.8 Turbo DI / TDDi (🚗)C9DC, C9DA, C9DB, 08/99->11/04); 2.0 16V (🚗)EDDC, EDDB, EDDD, EDDF, 08/99->11/04)	6PU 009 106-701	for vehicles with drum brakes on the rear axle, for vehicles w/o ESP, rear axle, right	
Focus Estate (DNW)		02/99-11/04	
1.4 16V (🚗)FXDA, FXDC, FXDB, FXDD); 1.6 16V (🚗)FYDA, FYDC, FYDB, FYDD, FYDH); 1.8 16V (🚗)EYDC, EYDB, EYDD, EYDE, EYDF, EYDG, EYDI, EYDJ, EYDL); 1.8 DI / TDDi (🚗)BHDA, BHDB); 1.8 TDCi (🚗)F9DA, F9DB); 1.8 TDCi (🚗)FFDA); 1.8 Turbo DI / TDDi (🚗)C9DC, C9DA, C9DB); 2.0 16V (🚗)EDDC, EDDB, EDDD, EDDF); ST170 (🚗)ALDA)	6PU 009 106-681	front axle both sides	
1.4 16V (🚗)FXDA, FXDC, FXDB, FXDD); 1.6 16V (🚗)FYDA, FYDC, FYDB, FYDD, FYDH); 1.8 16V (🚗)EYDC, EYDB, EYDD, EYDE, EYDF, EYDG, EYDI, EYDJ, EYDL); 1.8 DI / TDDi (🚗)BHDA, BHDB); 1.8 TDCi (🚗)F9DA, F9DB); 1.8 TDCi (🚗)FFDA); 1.8 Turbo DI / TDDi (🚗)C9DC, C9DA, C9DB); 2.0 16V (🚗)EDDC, EDDB, EDDD, EDDF); ST170 (🚗)ALDA)	6PU 009 106-691	Vehicle with disc brake on the rear axle: ->08.1999 for vehicle w/o ESP, fitting position both sides; 08.1999-> for vehicle with ESP, fitting position both sides; Vehicle with drum brake on the rear axle: for vehicle w/o ESP, fitting position rear left, rear axle	
1.4 16V (🚗)FXDA, FXDC, FXDB, FXDD, 08/99->11/04); 1.6 16V (🚗)FYDA, FYDC, FYDB, FYDD, FYDH, 08/99->11/04); 1.8 16V (🚗)EYDC, EYDB, EYDD, EYDE, EYDF, EYDG, EYDI, EYDJ, EYDL, 08/99->11/04); 1.8 DI / TDDi (🚗)BHDA, BHDB); 1.8 TDCi (🚗)F9DA, F9DB); 1.8 TDCi (🚗)FFDA); 1.8 Turbo DI / TDDi (🚗)C9DC, C9DA, C9DB, 08/99->11/04); 2.0 16V (🚗)EDDC, EDDB, EDDD, EDDF, 08/99->11/04); ST170 (🚗)ALDA)	6PU 009 106-701	for vehicles with drum brakes on the rear axle, for vehicles w/o ESP, rear axle, right	
Focus C-MAX		10/03-03/07	
1.6 TDCi (🚗)G8DA, G8DB, 05/05->03/07); 1.6 TDCi (🚗)HHDA, HHDB, 05/05->03/07); 1.6 Ti (🚗)HXDA, 05/05->03/07); 1.6 (🚗)HWDA, HWDB, 05/05->03/07); 1.8 Flexifuel (🚗)Q7DA); 1.8 TDCi (🚗)KKDA, 05/05->03/07); 1.8 (🚗)CSDA, CSDB, 05/05->03/07); 1.8 (🚗)QQDA, QQDB, Q7DA, 05/05->03/07); 2.0 TDCi (🚗)G6DD, G6DA, G6DB, 05/05->03/07); 2.0 (🚗)AODA, AODB, 05/05->03/07)	6PU 009 106-881	for vehicles with ESP, front axle both sides	
1.6 TDCi (🚗)G8DA, G8DB); 1.6 TDCi (🚗)HHDA, HHDB); 1.6 Ti (🚗)HXDA); 1.6 (🚗)HWDA, HWDB); 1.8 Flexifuel (🚗)Q7DA); 1.8 TDCi (🚗)KKDA); 1.8 (🚗)CSDA, CSDB); 1.8 (🚗)QQDA, QQDB, Q7DA); 2.0 TDCi (🚗)G6DD, G6DA, G6DB); 2.0 (🚗)AODA, AODB)	6PU 010 039-081	rear axle both sides	
1.6 TDCi (🚗)G8DA, G8DB); 1.6 TDCi (🚗)HHDA, HHDB); 1.6 Ti (🚗)HXDA); 1.6 (🚗)HWDA, HWDB); 1.8 Flexifuel (🚗)Q7DA); 1.8 TDCi (🚗)KKDA); 1.8 (🚗)CSDA, CSDB); 1.8 (🚗)QQDA, QQDB, Q7DA); 2.0 TDCi (🚗)G6DD, G6DA, G6DB); 2.0 (🚗)AODA, AODB)	6PU 010 039-551	for vehicles w/o ESP, front axle both sides	



Sensors, Wheel Speed (ABS)

Ford



Manufacturer Model Vehicle type	Model year	Part no.	Note
Ford			
C-Max	02/07-		
1.6 TDCi(04/07->); 1.6(04/07->); 1.8 Flexifuel(04/07->); 1.8(04/07->); 2.0 TDCi(04/07->); 2.0(04/07->)		6PU 009 106-881	for vehicles with ASR, front axle both sides
1.6 TDCi(03/07->); 1.6(03/07->); 1.8 Flexifuel(03/07->); 1.8(03/07->); 2.0 TDCi; 2.0 TDCi(03/07->); 2.0(03/07->)		6PU 010 039-551	for vehicles w/o ESP, front axle both sides
1.6 TDCi; 1.6; 1.8 Flexifuel; 1.8; 2.0 TDCi; 2.0		6PU 010 039-701	for vehicles with ASR, equipment version IVD/ASR, rear axle both sides
Focus II (DA_)	11/04-		
1.4(ASDA, ASDB); 1.6 TDCi(G8DA, G8DB); 1.6 TDCi(HHDA, HHDB); 1.6 Ti(HXDA); 1.6(HWDA, HWDB, SHDA); 1.8 Flexifuel; 1.8 Flexifuel(Q7DA); 1.8 TDCi(KKDA); 2.0 TDCi(G6DA, G6DB, G6DD); 2.0(AODA, AODB); 2.5 ST(HYDA)		6PU 009 106-881	for vehicles with ESP, front axle both sides
1.4(ASDA, ASDB); 1.6 TDCi(G8DA, G8DB); 1.6 TDCi(HHDA, HHDB); 1.6 Ti(HXDA); 1.6(HWDA, HWDB, SHDA); 1.8 Flexifuel; 1.8 Flexifuel(Q7DA); 1.8 TDCi(KKDA); 2.0 TDCi(G6DA, G6DB, G6DD); 2.0(AODA, AODB); 2.5 ST(HYDA)		6PU 010 039-081	rear axle both sides
1.4(ASDA, ASDB); 1.6 TDCi(G8DA, G8DB); 1.6 TDCi(HHDA, HHDB); 1.6 Ti(HXDA); 1.6(HWDA, HWDB, SHDA); 1.8 Flexifuel(Q7DA); 1.8 TDCi(KKDA); 2.0 TDCi(G6DA, G6DB, G6DD); 2.0(AODA, AODB)		6PU 010 039-551	for vehicles w/o ESP, front axle both sides
1.4(ASDA, ASDB, 02/07->); 1.6 TDCi(G8DA, G8DB, 02/07->); 1.6 TDCi(HHDA, HHDB, 02/07->); 1.6 Ti(HXDA, 02/07->); 1.6(HWDA, HWDB, SHDA, 02/07->); 1.8 Flexifuel(Q7DA, 02/07->); 1.8 Flexifuel(02/07->); 1.8 TDCi(KKDA, 02/07->); 2.0 TDCi(G6DA, G6DB, G6DD, 02/07->); 2.0(AODA, AODB, 02/07->); 2.5 ST(HYDA, 02/07->)		6PU 010 039-701	rear axle both sides
Focus II Saloon (DA_)	04/05-		
1.4(ASDA, ASDB); 1.6 TDCi(G8DA, G8DB); 1.6 TDCi(HHDA, HHDB); 1.6 Ti(HXDA); 1.6(HWDA, HWDB, SHDA); 1.8 Flexifuel; 1.8 Flexifuel(Q7DA); 1.8 TDCi(KKDA); 2.0 TDCi(G6DA, G6DB, G6DD); 2.0(AODA, AODB)		6PU 009 106-881	for vehicles with ESP, front axle both sides
1.4(ASDA, ASDB); 1.6 TDCi(G8DA, G8DB); 1.6 TDCi(HHDA, HHDB); 1.6 Ti(HXDA); 1.6(HWDA, HWDB, SHDA); 1.8 Flexifuel; 1.8 Flexifuel(Q7DA); 1.8 TDCi(KKDA); 2.0 TDCi(G6DA, G6DB, G6DD); 2.0(AODA, AODB)		6PU 010 039-081	rear axle both sides
1.4(ASDA, ASDB); 1.6 TDCi(G8DA, G8DB); 1.6 TDCi(HHDA, HHDB); 1.6 Ti(HXDA); 1.6(HWDA, HWDB, SHDA); 1.8 Flexifuel(Q7DA); 1.8 TDCi(KKDA); 2.0 TDCi(G6DA, G6DB, G6DD); 2.0(AODA, AODB)		6PU 010 039-551	for vehicles w/o ESP, front axle both sides
1.4(ASDA, ASDB, 02/07->); 1.6 TDCi(G8DA, G8DB, 02/07->); 1.6 TDCi(HHDA, HHDB, 02/07->); 1.6 Ti(HXDA, 02/07->); 1.6(HWDA, HWDB, SHDA, 02/07->); 1.8 Flexifuel(Q7DA, 02/07->); 1.8 Flexifuel(02/07->); 1.8 TDCi(KKDA, 02/07->); 2.0 TDCi(G6DA, G6DB, G6DD, 02/07->); 2.0(AODA, AODB, 02/07->)		6PU 010 039-701	rear axle both sides
Focus II Estate (DAW_)	11/04-		
1.4(ASDA, ASDB); 1.6 TDCi(G8DA, G8DB); 1.6 TDCi(HHDA, HHDB); 1.6 Ti(HXDA); 1.6(HWDA, HWDB, SHDA); 1.8 Flexifuel; 1.8 Flexifuel(Q7DA); 1.8 TDCi(KKDA); 2.0 TDCi(G6DA, G6DB, G6DD); 2.0(AODA, AODB)		6PU 009 106-881	for vehicles with ESP, front axle both sides
1.4(ASDA, ASDB); 1.6 TDCi(G8DA, G8DB); 1.6 TDCi(HHDA, HHDB); 1.6 Ti(HXDA); 1.6(HWDA, HWDB, SHDA); 1.8 Flexifuel; 1.8 Flexifuel(Q7DA); 1.8 TDCi(KKDA); 2.0 TDCi(G6DA, G6DB, G6DD); 2.0(AODA, AODB)		6PU 010 039-081	rear axle both sides
1.4(ASDA, ASDB); 1.6 TDCi(G8DA, G8DB); 1.6 TDCi(HHDA, HHDB, 01/05->); 1.6 Ti(HXDA); 1.6(HWDA, HWDB, SHDA); 1.8 Flexifuel(Q7DA); 1.8 TDCi(KKDA, 01/05->); 2.0 TDCi(G6DA, G6DB, G6DD); 2.0(AODA, AODB)		6PU 010 039-551	for vehicles w/o ESP, front axle both sides
1.4(ASDA, ASDB, 02/07->); 1.6 TDCi(G8DA, G8DB, 02/07->); 1.6 TDCi(HHDA, HHDB, 02/07->); 1.6 Ti(HXDA, 02/07->); 1.6(HWDA, HWDB, SHDA, 02/07->); 1.8 Flexifuel(Q7DA, 02/07->); 1.8 Flexifuel(02/07->); 1.8 TDCi(KKDA, 02/07->); 2.0 TDCi(G6DA, G6DB, G6DD, 02/07->); 2.0(AODA, AODB, 02/07->)		6PU 010 039-701	rear axle both sides



Sensors, Wheel Speed (ABS)

Ford



Manufacturer Model Vehicle type	Model year	Part no.	Note
Ford			
Focus II Convertible		10/06-	
1.6 (HWA, HWDB); 2.0 TDCi (G6DA, G6DB, G6DD); 2.0 (AODA, AODB)		6PU 009 106-881	for vehicles with ESP, front axle both sides
1.6 (HWA, HWDB, 10/06->02/07); 2.0 TDCi (G6DA, G6DB, G6DD, 10/06->02/07); 2.0 (AODA, AODB, 10/06->02/07)		6PU 010 039-081	for vehicles without ESP, for vehicles with ASR, rear axle both sides
1.6 (HWA, HWDB); 2.0 TDCi (G6DA, G6DB, G6DD); 2.0 (AODA, AODB)		6PU 010 039-551	for vehicles w/o ESP, front axle both sides
1.6 (HWA, HWDB, 02/07->); 2.0 TDCi (G6DA, G6DB, G6DD, 02/07->); 2.0 (AODA, AODB, 02/07->)		6PU 010 039-701	for vehicles with ASR, equipment version IVD/ASR
Fusion (JU_)		08/02-	
1.25 (FUJA, FUJB); 1.4 TDCi (F6JA, F6JB); 1.4 (FXJA, FXJB); 1.6 TDCi (HHJA, HHJB); 1.6 (FYJA, FYJB)		6PU 010 039-121	rear axle both sides
1.25 (FUJA, FUJB); 1.3; 1.4 TDCi (F6JA, F6JB); 1.4 (FXJA, FXJB); 1.6 TDCi (HHJA, HHJB); 1.6 (FYJA, FYJB)		6PU 010 039-541	front axle, front axle both sides
Galaxy (WGR)		03/95-	
1.9 TDI (AFN, AVG, 09/97->03/00); 1.9 TDI (AHU, 1Z, ANU, 09/97->03/00); 2.0 i (NSE, ZVSA, 09/97->03/00); 2.3 16V (Y5B, E5SA, 09/97->03/00); 2.8 i V6 4x4 (AAA, AMY, 09/97->03/00); 2.8 i V6 (AAA, AMY, 09/97->03/00)		6PU 010 039-261	front axle both sides
		6PU 010 039-271	rear axle both sides
1.9 TDI (AHU, 1Z, ANU, 04/00->11/02); 1.9 TDI (AUY, 04/00->11/02)		6PU 010 039-281	rear axle, right
2.8 V6 (AYL, 04/00->11/02)		6PU 010 039-291	rear axle both sides
1.9 TDI (AHU, 1Z, ANU, 04/00->11/02); 1.9 TDI (AUY, 04/00->11/02)		6PU 010 039-301	front axle, right, not prepared for wear indicator
2.0 i (NSE, ZVSA, 04/00->11/02); 2.3 16V (E5SB, 09/01->11/02); 2.3 16V (Y5B, E5SA, 04/00->11/02)		6PU 010 039-301	front axle both sides, not prepared for wear indicator
1.9 TDI (ASZ, 02/03->08/06); 1.9 TDI (BTB, 05/05->08/06); 2.0 i (NSE, ZVSA, 11/02->08/06); 2.3 16V (Y5B, E5SA, 11/02->08/06)		6PU 010 039-561	not prepared for wear indicator
1.9 TDI (AHU, 1Z, ANU, 11/02->08/06); 1.9 TDI (ASZ, 02/03->08/06); 1.9 TDI (AUY, 11/02->08/06); 2.8 V6 (AYL, 11/02->08/06)		6PU 010 039-571	incl. wear warning contact, front axle both sides, prepared for wear indicator
1.9 TDI (AHU, 1Z, ANU, 04/00->11/02); 1.9 TDI (AUY, 04/00->11/02)		6PU 010 039-581	rear axle, left
2.0 i (NSE, ZVSA, 01/01->11/02); 2.3 16V (Y5B, E5SA, 04/00->11/02)		6PU 010 039-581	rear axle both sides
1.9 TDI (ASZ, 02/03->08/06); 1.9 TDI (AUY, 11/02->08/06); 1.9 TDI (BTB, 05/05->08/06)		6PU 010 039-591	rear axle, left, not prepared for wear indicator
1.9 TDI (AHU, 1Z, ANU, 11/02->08/06); 2.3 16V (E5SB, 09/01->08/06); 2.3 16V (Y5B, E5SA, 11/02->08/06)		6PU 010 039-591	rear axle both sides, not prepared for wear indicator
1.9 TDI (BTB, 05/05->04/06)		6PU 010 039-601	rear axle, right, prepared for wear indicator
Galaxy		05/06-	
1.8 TDCi (FFWA); 1.8 TDCi (QYWA); 2.0 TDCi; 2.0 TDCi (AZWA); 2.0 TDCi (QXWA, QXWB); 2.0 (AOWA); 2.2 TDCi (Q4BA, 04/08->); 2.3		6PU 010 039-551	front axle both sides
1.8 TDCi (FFWA, 03/07->); 1.8 TDCi (QYWA, 03/07->); 2.0 TDCi; 2.0 TDCi (AZWA, 03/07->); 2.0 TDCi (QXWA, QXWB, 03/07->); 2.0 (AOWA, 03/07->); 2.2 TDCi (Q4BA); 2.3		6PU 010 039-701	rear axle both sides
Ka (RB_)		09/96-	
1.0 i; 1.0 i (09/99->09/04); 1.3 i (A9A, A9B, 08/02->09/04); 1.3 i (J4D, J4K, J4M, J4N, J4P, J4S, BAA, 01/97->09/04); 1.3 i (JJB, 01/97->10/02); 1.3 i (JJD, JJF, JJG, JJH, JJJ, 06/98->09/04); 1.6 i (CDB, CDC, 07/03->09/04)		6PU 009 106-631	front axle both sides
		6PU 009 106-641	rear axle
1.0 i (09/04->); 1.3 i (A9A, A9B, 09/04->); 1.3 i (J4D, J4K, J4M, J4N, J4P, J4S, BAA, 09/04->); 1.3 i (JJD, JJF, JJG, JJH, JJJ, 09/04->); 1.6 i (CDB, CDC, 09/04->)		6PU 010 039-191	front axle both sides
		6PU 010 039-221	rear axle both sides
Mondeo I (GBP)		02/93-08/96	
1.6 i 16V (L1F); 1.6 i 16V (L1J); 1.8 i 16V (RKA); 1.8 i 16V (RKB); 1.8 TD (RFM, RFN); 1.8 TD (RFN, RFM); 2.0 i 16V; 2.0 i 16V (NGA); 2.5 i 24V (SEA)		6PU 010 039-631	rear axle both sides
Mondeo I Saloon (GBP)		02/93-08/96	
1.6 i 16V (L1F); 1.6 i 16V (L1J); 1.8 i 16V (RKA); 1.8 i 16V (RKB); 1.8 TD (RFM, RFN); 1.8 TD (RFN, RFM); 2.0 i 16V (NGA); 2.5 i 24V (SEA)		6PU 010 039-631	rear axle both sides
Mondeo I Estate (BNP)		01/93-08/96	
1.6 i 16V (L1F); 1.6 i 16V (L1J); 1.8 i 16V 4x4 (RKA); 1.8 i 16V (RKA); 1.8 i 16V (RKB); 1.8 TD (RFM, RFN); 1.8 TD (RFN, RFM); 2.0 i 16V 4x4 (NGA); 2.0 i 16V; 2.0 i 16V (NGA); 2.5 i 24V (SEA)		6PU 010 039-621	rear axle both sides



Sensors, Wheel Speed (ABS)

Ford



Manufacturer Model Vehicle type	Model year	Part no.	Note
Ford			
Mondeo II (BAP)	09/96-11/00		
1.6 i (16V) (L1L, L1N, L1Q); 1.6 i (L1J, 12/97->11/00); 1.8 i (RKB, RKF, RKJ, RKH, RKK, 12/97->11/00); 1.8 TD (RFN, 12/97->11/00); 2.0 i (NGA, NGB, NGC, NGD, 12/97->11/00); 2.5 24V (SEA, 12/97->11/00); 2.5 24V (SEB, SEC); 2.5 ST 200 (SGA)		6PU 010 039-521	rear axle both sides
1.6 i (16V) (L1L, L1N, L1Q); 1.6 i (L1J); 1.8 i (RKB, RKF, RKJ, RKH, RKK); 1.8 TD (RFN); 2.0 i (NGA, NGB, NGC, NGD); 2.5 24V (SEA); 2.5 24V (SEB, SEC); 2.5 ST 200 (SGA)		6PU 010 039-531	front axle both sides
Mondeo II Saloon (BFP)	09/96-11/00		
1.6 i (16V) (L1L, L1N, L1Q); 1.6 i (L1J, 12/97->11/00); 1.8 i (RKB, RKF, RKH, RKJ, RKK, 12/97->11/00); 1.8 TD (RFN, 12/97->11/00); 2.0 i (NGA, NGB, NGC, NGD, 12/97->11/00); 2.5 24V (SEA, 12/97->11/00); 2.5 24V (SEB, SEC); 2.5 ST 200 (SGA)		6PU 010 039-521	rear axle both sides
1.6 i (16V) (L1L, L1N, L1Q); 1.6 i (L1J); 1.8 i (RKB, RKF, RKH, RKJ, RKK); 1.8 TD (RFN); 2.0 i (NGA, NGB, NGC, NGD); 2.5 24V (SEA); 2.5 24V (SEB, SEC); 2.5 ST 200 (SGA)		6PU 010 039-531	front axle both sides
Mondeo II Estate (BNP)	09/96-11/00		
1.6 i (16V) (L1L, L1N, L1Q); 1.6 i (L1J); 1.8 i (RKB, RKF, RKH, RKJ, RKK); 1.8 TD (RFN); 2.0 i (NGA, NGB, NGC, NGD); 2.5 24V (SEA); 2.5 24V (SEB, SEC); 2.5 ST 200 (SGA)		6PU 010 039-531	front axle both sides
1.6 i (L1J, 09/96->12/97); 1.8 i (RKB, RKF, RKH, RKJ, RKK, 09/96->12/97); 1.8 TD (RFN, 09/96->12/97); 2.0 i (NGA, NGB, NGC, NGD, 09/96->12/97); 2.5 24V (SEA, 09/96->12/97)		6PU 010 039-641	rear axle both sides
Mondeo III (B5Y)	11/00-		
1.8 16V (CGBA, CGBB); 1.8 16V (CHBA, CHBB); 1.8 SCi (CFBA); 2.0 16V DI / TDDi / TDCi (D5BA, SDBA); 2.0 16V TDDi / TDCi (D6BA, HJBA, HJBB, HJBC); 2.0 16V (CJBA, CJBB); 2.0 TDCi; 2.0 TDCi (FMBA, N7BA); 2.2 TDCi (QJBA, QJBB); 2.5 V6 24V (LCBD); 3.0 V6 24V (REBA); ST220 (MEBA)		6PU 010 039-711	rear axle both sides, front axle both sides
Mondeo III Saloon (B4Y)	11/00-		
1.8 16V (CGBA, CGBB); 1.8 16V (CHBA, CHBB); 1.8 SCi (CFBA); 2.0 16V DI / TDDi / TDCi (D5BA, SDBA); 2.0 16V TDDi / TDCi (D6BA, HJBA, HJBB, HJBC); 2.0 16V (CJBA, CJBB); 2.0 TDCi; 2.0 TDCi (FMBA, N7BA); 2.2 TDCi (QJBA, QJBB); 2.5 V6 24V (LCBD); 3.0 V6 24V (REBA); ST220 (MEBA)		6PU 010 039-711	rear axle both sides, front axle both sides
Mondeo III Estate (BWY)	11/00-		
1.8 16V (CGBA, CGBB); 1.8 16V (CHBA, CHBB); 1.8 SCi (CFBA); 2.0 16V DI / TDDi / TDCi (D5BA, SDBA); 2.0 16V TDDi / TDCi (D6BA, HJBA, HJBB, HJBC); 2.0 16V (CJBA, CJBB); 2.0 TDCi; 2.0 TDCi (FMBA, N7BA); 2.2 TDCi (QJBA, QJBB); 2.5 V6 24V (LCBD); 3.0 V6 24V (REBA); ST220 (MEBA)		6PU 010 039-711	rear axle both sides, front axle both sides
Mondeo IV	03/07-		
1.6 Ti; 1.8 TDCi; 2.0 TDCi; 2.0; 2.5		6PU 009 106-881	for vehicles with ESP, front axle both sides
1.6 Ti (04/07->); 1.8 TDCi (04/07->); 2.0 TDCi; 2.0 TDCi (04/07->); 2.0 (04/07->); 2.2 TDCi (Q4BA, 04/08->); 2.3; 2.5 (04/07->)		6PU 010 039-551	for vehicles w/o ESP, front axle both sides
1.6 Ti; 1.8 TDCi; 2.0 TDCi; 2.0; 2.2 TDCi (Q4BA); 2.3; 2.5		6PU 010 039-701	rear axle both sides
Mondeo IV Saloon	03/07-		
2.0 TDCi; 2.0; 2.5		6PU 009 106-881	for vehicles with ESP, front axle both sides
2.0 TDCi; 2.0 TDCi (04/07->); 2.0 (04/07->); 2.2 TDCi (Q4BA, 04/08->); 2.3; 2.5 (04/07->)		6PU 010 039-551	for vehicles w/o ESP, front axle both sides
2.0 TDCi; 2.0; 2.2 TDCi (Q4BA); 2.3; 2.5		6PU 010 039-701	rear axle both sides
Mondeo IV Estate	03/07-		
1.6 Ti; 1.8 TDCi; 2.0 TDCi; 2.0; 2.5		6PU 009 106-881	for vehicles with ESP, front axle both sides
1.6 Ti (04/07->); 1.8 TDCi (04/07->); 2.0 TDCi; 2.0 TDCi (04/07->); 2.0 (04/07->); 2.2 TDCi (Q4BA, 04/08->); 2.3; 2.5 (04/07->)		6PU 010 039-551	for vehicles w/o ESP, front axle both sides
1.6 Ti; 1.8 TDCi; 2.0 TDCi; 2.0; 2.2 TDCi (Q4BA); 2.3; 2.5		6PU 010 039-701	rear axle both sides



Sensors, Wheel Speed (ABS)

Ford



Manufacturer Model Vehicle type	Model year	Part no.	Note
Ford			
Orion III (GAL)		07/90-12/93	
1.6 i (16V) (L1E, L1K); 1.6 i (LJF); 1.8 i 16V (RDA); 1.8 i 16V (RQB)		6PU 009 106-581	front axle both sides
1.6 (LUJ, LUK)		6PU 009 106-581	front axle both sides
		6PU 009 106-591	front axle both sides
1.3 (J6A, J4B); 1.4 (F6F, F6G); 1.4 (FUH); 1.8 D (RTE, RTF, RTH); 1.8 TD (RFD, RFK)		6PU 009 106-591	front axle both sides
1.6 i 16V (L1E, L1K); 1.6 i (LJF, 09/90->09/92); 1.6 (LUJ, LUK, 09/90->12/92); 1.8 i 16V (RDA); 1.8 i 16V (RQB)		6PU 010 039-511	rear axle both sides
Puma (EC)		03/97-06/02	
1.4 16V (FHD, FHF); 1.6 16V (L1W); 1.7 16V (MHA, MHB); ST 160		6PU 009 106-651	4-channel ABS, front axle both sides
1.4 16V (FHD, FHF, 12/98->10/00); 1.6 16V (L1W, 08/00->12/01); 1.7 16V (MHA, MHB, 12/98->12/01); ST 160 (06/99->12/01)		6PU 009 106-661	rear axle
1.4 16V (FHD, FHF, 11/97->12/98); 1.7 16V (MHA, MHB, 06/97->12/98)		6PU 009 106-671	rear axle
Scorpio I (GAE, GGE)		04/85-09/94	
2.0 i (N9D, 02/92->09/94); 2.0 i (NRA, NRI); 2.0 (N8A, 02/92->10/92); 2.4 i (KAT (ARD, 02/92->09/94); 2.5 TD (SCB); 2.5 TD (SFA, SFB, 02/92->07/93); 2.9 i 24V (BOA, 02/92->09/94); 2.9 i 4x4 (BRC, 02/92->09/94); 2.9 i 4x4 (BRF, BRE, BRD, 02/92->02/93); 2.9 i (KAT (BRE, 02/92->09/94); 2.9 i (BRC, 02/92->09/94); 2.9 i (BRE, BRF, BRD, 02/92->09/94)		6PU 010 039-611	rear axle both sides
Scorpio I Saloon (GGE)		09/86-12/94	
2.0 i (N9D, 02/92->09/94); 2.0 i (N9F); 2.0 (N8B, 02/92->03/93); 2.4 i (ARD, 02/92->10/94); 2.5 D (STR, 02/92->12/94); 2.5 TD (SCB); 2.5 TD (SFA, SFB, 02/92->07/93); 2.9 i 24V (BOA, 02/92->09/94); 2.9 i 4x4 (BRE, BRF, BRD, 02/92->10/94); 2.9 i (BRE, BRF, BRD, 02/92->12/94)		6PU 010 039-611	rear axle both sides
Scorpio I Estate (GGE)		05/88-09/94	
2.0 i (N9D, 02/92->09/94); 2.0 i (N9F, 02/92->09/94); 2.4 i (ARD, 02/92->09/94); 2.5 TD (SCB); 2.5 TD (SFA, SFB, 02/92->07/93); 2.9 24V (BOA); 2.9 i 4x4 (BRF, BRE, BRD, 02/92->02/93); 2.9 i (BRE, BRF, BRD, 02/92->09/94)		6PU 010 039-611	rear axle both sides
Scorpio II (GFR, GGR)		10/94-08/98	
2.0 i 16V (N3A); 2.0 i (NSD); 2.3 i 16V (Y5A); 2.5 TD (SCC); 2.5 TD (VM); 2.9 i 24V (BOB); 2.9 i (BRG)		6PU 009 106-601	front axle both sides
Scorpio II Estate (GNR, GGR)		10/94-08/98	
2.0 i 16V (N3A); 2.0 i (NSD); 2.3 i 16V (Y5A); 2.5 TD (SCC); 2.5 TD (VM); 2.9 i 24V (BOB); 2.9 i (BRG)		6PU 009 106-601	front axle both sides
Sierra Hatchback (GBC, GBG)		01/87-03/93	
1.6 i (L6B); 1.6 (LSE); 1.6 (LSF); 1.8 TD (RFA, RFB, RFL); 1.8 (R2C, R6A); 1.8 (RED, R2A); 1.8 (RED, REF); 2.0 i DOHC (N9E); 2.0 i KAT (N4B); 2.0 i (N4A, N4I); 2.0 i (N8A); 2.0 i (N9B); 2.0 i (N9C); 2.0 i (NEJ, NE5); 2.0 RS Cosworth (N5B); 2.0 (N8C, NES); 2.3 D (YTR); 2.8 i (PR8); 2.9 i (B4B, B4C)		6PU 010 039-651	rear axle both sides
1.6 i (L6B); 1.6 (LSE); 1.6 (LSF); 1.8 TD (RFA, RFB, RFL); 1.8 (R2C, R6A); 1.8 (RED, R2A); 1.8 (RED, REF); 2.0 i DOHC (N9E); 2.0 i KAT (N4B); 2.0 i (N4A, N4I); 2.0 i (N8A); 2.0 i (N9B); 2.0 i (N9C); 2.0 i (NEJ, NE5); 2.0 (N8C, NES); 2.3 D (YTR); 2.8 i (PR8); 2.9 i (B4B, B4C)		6PU 010 039-661	front axle both sides
Sierra (GBG, GB4)		01/87-02/93	
1.6 i (L6B); 1.6 (LSE); 1.6 (LSF); 1.8 TD (RFA, RFB, RFL); 1.8 (R2C, R6A); 1.8 (RED, R2A); 1.8 (RED, REF); 2.0 i DOHC (N9E); 2.0 i KAT (N4B); 2.0 i (N4A, N4I); 2.0 i (N9C); 2.0 i (NE5, NEJ); 2.0 (N8A); 2.0 (N8C, NES); 2.3 D (YTR, YTT); 2.8 i (PR8); 2.9 i (B4B, B4C)		6PU 010 039-651	rear axle both sides
1.6 i (L6B); 1.6 (LSE); 1.6 (LSF); 1.8 TD (RFA, RFB, RFL); 1.8 (R2C, R6A); 1.8 (RED, R2A); 1.8 (RED, REF); 2.0 i DOHC (N9E); 2.0 i KAT (N4B); 2.0 i (N4A, N4I); 2.0 i (N9C); 2.0 i (NE5, NEJ); 2.0 (N8A); 2.0 (N8C, NES); 2.3 D (YTR, YTT); 2.8 i (PR8); 2.9 i (B4B, B4C)		6PU 010 039-661	front axle both sides



Sensors, Wheel Speed (ABS)

Ford



Manufacturer Model Vehicle type	Model year	Part no.	Note
Ford			
Sierra Estate (BNG)		01/87-02/93	
1.6 i (L6B); 1.6 (LSE); 1.6 (LSF); 1.8 TD (RFA, RFB, RFL); 1.8 (R2C, R6A); 1.8 (RED, R2A); 1.8 (RED, REF); 2.0 i DOHC (N9E); 2.0 i KAT (N4B); 2.0 i (N4A, N4I); 2.0 i (N9C); 2.0 i (NE5, NEJ); 2.0 (N8C, NES); 2.3 D (YTR); 2.8 i (PR7); 2.8 i (PR8); 2.9 i (B4B, B4C); 2.9 (B4B, B4C)		6PU 010 039-651	rear axle both sides
1.6 i (L6B); 1.6 (LSE); 1.6 (LSF); 1.8 TD (RFA, RFB, RFL); 1.8 (R2C, R6A); 1.8 (RED, R2A); 1.8 (RED, REF); 2.0 i DOHC (N9E); 2.0 i KAT (N4B); 2.0 i (N4A, N4I); 2.0 i (N9C); 2.0 i (NE5, NEJ); 2.0 (N8C, NES); 2.3 D (YTR); 2.8 i (PR7); 2.8 i (PR8); 2.9 i (B4B, B4C); 2.9 (B4B, B4C)		6PU 010 039-661	front axle both sides
S-Max		05/06-	
1.8 TDCi (QYWA); 2.0 TDCi; 2.0 TDCi (AZWA); 2.0 TDCi (QXWA, QXWB); 2.0 (AOWA); 2.2 TDCi (Q4BA, 04/08->); 2.3; 2.5 ST (HUWA)		6PU 010 039-551	front axle both sides
1.8 TDCi (QYWA, 03/07->); 2.0 TDCi; 2.0 TDCi (AZWA, 03/07->); 2.0 TDCi (QXWA, QXWB, 03/07->); 2.0 (AOWA, 03/07->); 2.2 TDCi (Q4BA); 2.3; 2.5 ST (HUWA, 03/07->)		6PU 010 039-701	rear axle both sides
Street KA		05/03-07/05	
1.6 (CDRA, CDRB, 05/03->09/04)		6PU 009 106-631	front axle both sides
		6PU 010 039-471	rear axle both sides
1.6 (CDRA, CDRB, 09/04->07/05)		6PU 010 039-191	front axle both sides
		6PU 010 039-221	rear axle both sides
Tourneo Connect		06/02-	
1.8 16V (EYPA, EYPC, 02/04->); 1.8 Di (BHPA, 02/04->); 1.8 Turbo Di (HCPA, HCPB, 02/04->)		6PU 010 039-161	for vehicles w/o ASR, rear axle both sides
1.8 16V (EYPA, EYPC, 06/02->02/04); 1.8 Di (BHPA, 06/02->02/04); 1.8 Turbo Di (HCPA, HCPB, 06/02->02/04)		6PU 010 039-161	rear axle both sides
Transit Connect (P65_, P70_, P80_)		06/02-	
1.8 16V (EYPA, EYPC, 02/04->); 1.8 Di (BHPA, 02/04->); 1.8 TDCi (HCPA, HCPB, 02/04->); 1.8 TDCi (RWPA)		6PU 010 039-161	for vehicles w/o ASR, rear axle both sides
1.8 16V (EYPA, EYPC, 06/02->02/04); 1.8 Di (BHPA, 06/02->02/04); 1.8 TDCi (HCPA, HCPB, 06/02->02/04)		6PU 010 039-161	rear axle both sides
Transit Bus (E_)		01/91-07/94	
2.0 (EBL, EBS, ECL, EDS, EDL, EGL, ESS, ESL, EUS) (NSF, NSG, 09/95->10/99); 2.0 CNG (NSH, 06/94->10/99); 2.0 i (EBL, EDL, EGL, ESS, EUS) (NCA); 2.0 (NBA); 2.5 DI (EBL, ECL, EDS, EDL) (4HB, 4HC, 07/94->10/99); 2.5 DI (EBL, EDL, EDS, ESL, ESS) (4ED, 08/97->10/99); 2.5 DI (EBL, EDS, ESL, ESS, EUS) (4FA, 4FB, 4FC, 4FD, 08/94->10/99); 2.5 DI (EBS, EDS, EDL, ESS, EUS) (4BC, 4FA, 4CC); 2.5 DI (EBS, EDS, EGL, ESS, EUS) (4DA); 2.5 TD (EB_, ED_, ES_) (4HA, 4HD, 08/94->10/99); 2.5 TD (EBL, EDL, EDS, EGL, ESL, ESS, EUS) (4GA, 4GB, 4GC, 4GD, 4GE, 4GF, 01/95->10/99); 2.5 TD (EBS, EBL, ECL, EDS, EDL, ESS, EUS) (4GA, 4GC, 4GB); 2.5 TD (ECL, EDL, EDS, ESL, ESS, EUS) (4EB, 4EC, 07/94->10/99); 2.5 TD (ECL, EDS, EDL, EGL, ESS, EUS) (4EA); 2.9 i (BRT)		6PU 010 039-671	front axle both sides
Transit Box (E_)		06/94-07/00	
2.0 (EAL, EAS) (NSF, NSG, 06/94->10/99); 2.0 i (EAL, EAS) (NCA); 2.0 (NBA); 2.5 DI (EAL, EAS) (4BC, 4CC, 4FA); 2.5 DI (EAL, EAS) (4ED, 05/99->10/99); 2.5 DI (EAL, EAS) (4FA, 4FB, 4FC, 4FD, 06/94->10/99); 2.5 DI (EAL, EAS) (4GA); 2.5 DI (EAL, EAS) (4HB, 4HC, 06/94->10/99); 2.5 DI (EAS, EAL) (4DA); 2.5 TD (EAL, EAS) (4GA, 4GB, 4GC, 4GD, 4GE, 4GF, 06/94->10/99); 2.5 TD (EAS) (4HA, 4HD, 10/98->10/99); 2.5 TD (EAS, EAL) (4EA); 2.5 TDI (EAL, EAS) (4EB, 4EC, 06/94->10/99)		6PU 010 039-671	front axle both sides



Sensors, Wheel Speed (ABS)

Ford



Manufacturer Model Vehicle type	Model year	Part no.	Note
Ford			
Transit Flatbed/Chassis (E_ _)	08/94-07/00		
2.0 (EME/L/S, ENE/L/S) (🚛NCA); 2.0 (EME/L/S, ENE/L/S) (🚛NSF, NSG, 08/94->10/99); 2.5 DI (EME/L/S, ENE/L/S) (🚛4DA); 2.5 DI (EME/L/S, ENE/L/S) (🚛4HB, 4HC, 08/94->10/99); 2.5 DI (EML, ENE/L) (🚛4ED, 05/99->10/99); 2.5 DI (EML/S, ENL/S) (🚛4FA, 4BC, 4CC); 2.5 DI (EML/S, ENL/S) (🚛4FA, 4FB, 4FC, 4FD, 08/94->10/99); 2.5 TD (EME/L/S, ENE/L) (🚛4EA); 2.5 TD (EME/L/S, ENE/L/S) (🚛4EB, 4EC, 08/94->10/99); 2.5 TD (EME/L/S, ENE/L/S) (🚛4GA); 2.5 TD (EME/L/S, ENE/L/S) (🚛4GA, 4GB, 4GC, 4GD, 4GE, 4GF, 08/94->10/99); 2.5 TD (EME/L/S, ENE/L/S) (🚛4HA, 4HD, 10/98->10/99)		6PU 010 039-671	front axle both sides
Transit Bus (FD_ _ , FB_ _ , FS_ _ , FZ_ _ , FC_ _)	01/00-		
2.0 DI (F_E_ , F_F_ , F_G_) (🚛ABFA, 07/03->12/06); 2.0 DI (F_E_ , F_F_ , F_G_) (🚛D3FA, 07/03->12/06); 2.0 DI (F_E_ , F_F_ , F_G_) (🚛F3FA, 07/03->12/06); 2.0 TDCi (F_F_ , F_E_ , F_G_) (🚛FIFA, 07/03->12/06); 2.4 TDi (🚛D2FE, 07/03->03/06)		6PU 010 039-681	4-channel ABS, front axle, rear axle, left
2.0 DI (F_E_ , F_F_ , F_G_) (🚛ABFA, 11/03->05/04); 2.0 DI (F_E_ , F_F_ , F_G_) (🚛D3FA, 11/03->05/04); 2.0 DI (F_E_ , F_F_ , F_G_) (🚛F3FA, 11/03->05/04); 2.0 TDCi (F_F_ , F_E_ , F_G_) (🚛FIFA, 11/03->05/04); 2.3 16V [RWD] (F_B_ , F_C_ , F_A_) (🚛E5FA, E5FC, 08/00->12/06); 2.4 DI (F_B_ , F_C_ , F_A_) (🚛D2FB, D2FA, D2FE, 01/00->12/06); 2.4 DI [RWD] (F_B_ , F_C_) (🚛F4FA, 01/00->12/06); 2.4 DI [RWD] (F_B_ , F_C_ , F_A_) (🚛D4FA, 01/00->12/06); 2.4 TDCi (🚛H9FA, 03/04->12/06); 2.4 TDE (F_C_ , F_B_ , F_A_) (🚛DOFA, 07/01->12/06); 2.4 TDE (🚛FXFA, 03/04->12/06)		6PU 010 039-691	with single tyres, rear axle, right
2.3 16V [RWD] (F_B_ , F_C_ , F_A_) (🚛E5FA, E5FC, 12/02->05/04); 2.4 DI (F_B_ , F_C_ , F_A_) (🚛D2FB, D2FA, D2FE, 12/02->05/04); 2.4 DI [RWD] (F_B_ , F_C_) (🚛F4FA, 12/02->05/04); 2.4 DI [RWD] (F_B_ , F_C_ , F_A_) (🚛D4FA, 12/02->05/04); 2.4 TDCi (🚛H9FA, 03/04->05/04); 2.4 TDE (F_C_ , F_B_ , F_A_) (🚛DOFA, 12/02->05/04); 2.4 TDE (🚛FXFA, 03/04->05/04)		6PU 010 039-691	translation relation 3,77, 4,27, with dual tyres, rear axle, right
2.3 16V [RWD] (F_B_ , F_C_ , F_A_) (🚛E5FA, E5FC, 12/02->12/06); 2.4 DI (F_B_ , F_C_ , F_A_) (🚛D2FB, D2FA, D2FE, 12/02->12/06); 2.4 DI [RWD] (F_B_ , F_C_) (🚛F4FA, 12/02->12/06); 2.4 DI [RWD] (F_B_ , F_C_ , F_A_) (🚛D4FA, 12/02->12/06); 2.4 TDCi (🚛H9FA, 03/04->12/06); 2.4 TDE (F_C_ , F_B_ , F_A_) (🚛DOFA, 12/02->12/06); 2.4 TDE (🚛FXFA, 03/04->12/06)		6PU 010 039-691	translation relation 5,88, with dual tyres, rear axle, right
2.0 DI (F_E_ , F_F_ , F_G_) (🚛ABFA, 05/04->12/06); 2.0 DI (F_E_ , F_F_ , F_G_) (🚛D3FA, 05/04->12/06); 2.0 DI (F_E_ , F_F_ , F_G_) (🚛F3FA, 05/04->12/06); 2.0 TDCi (F_F_ , F_E_ , F_G_) (🚛FIFA, 05/04->12/06)		6PU 010 039-691	rear axle, right
Transit Box (FA_ _)			
01/00-			
2.0 DI (FAE_ , FAF_ , FAG_) (🚛ABFA, 07/03->12/06); 2.0 DI (FAE_ , FAF_ , FAG_) (🚛D3FA, 07/03->12/06); 2.0 DI (FAE_ , FAF_ , FAG_) (🚛F3FA, 07/03->12/06); 2.0 TDCi (🚛FIFA, 07/03->12/06)		6PU 010 039-681	4-channel ABS, front axle, rear axle, left
2.0 DI (FAE_ , FAF_ , FAG_) (🚛ABFA, 11/03->05/04); 2.0 DI (FAE_ , FAF_ , FAG_) (🚛D3FA, 11/03->05/04); 2.0 DI (FAE_ , FAF_ , FAG_) (🚛F3FA, 11/03->05/04); 2.0 TDCi (🚛FIFA, 11/03->05/04); 2.3 16V [RWD] (FAA_ , FAB_ , FAC_) (🚛E5FA, E5FC, 04/01->12/06); 2.4 DI (FAA_ , FAB_ , FAC_ , FAD_) (🚛D2FA, D2FE, D2FB, 01/00->12/06); 2.4 DI [RWD] (FAA_ , FAB_ , FAC_ , FAD_) (🚛D4FA, 01/00->12/06); 2.4 DI [RWD] (FAA_ , FAB_ , FAC_ , FAD_) (🚛F4FA, 01/00->12/06); 2.4 TDCi (🚛H9FA, 03/04->12/06); 2.4 TDE (🚛DOFA, 07/01->12/06); 2.4 TDE (🚛FXFA, 03/04->12/06)		6PU 010 039-691	with single tyres, rear axle, right
2.3 16V [RWD] (FAA_ , FAB_ , FAC_) (🚛E5FA, E5FC, 12/02->05/04); 2.4 DI (FAA_ , FAB_ , FAC_ , FAD_) (🚛D2FA, D2FE, D2FB, 12/02->05/04); 2.4 DI [RWD] (FAA_ , FAB_ , FAC_ , FAD_) (🚛D4FA, 12/02->05/04); 2.4 DI [RWD] (FAA_ , FAB_ , FAC_ , FAD_) (🚛F4FA, 12/02->05/04); 2.4 TDCi (🚛H9FA, 03/04->05/04); 2.4 TDE (🚛DOFA, 12/02->05/04); 2.4 TDE (🚛FXFA, 03/04->05/04)		6PU 010 039-691	translation relation 3,77, 4,27, with dual tyres, rear axle, right



Sensors, Wheel Speed (ABS)

Ford - Mazda



Manufacturer Model Vehicle type	Model year	Part no.	Note
Ford			
Transit Box (FA_ _)		01/00-	
2.3 16V [RWD] (FAA_ , FAB_ , FAC_) (🚗E5FA, E5FC, 12/02->12/06); 2.4 DI (FAA_ , FAB_ , FAC_ , FAD_) (🚗D2FA, D2FE, D2FB, 12/02->12/06); 2.4 DI [RWD] (FAA_ , FAB_ , FAC_ , FAD_) (🚗D4FA, 12/02->12/06); 2.4 DI [RWD] (FAA_ , FAB_ , FAC_ , FAD_) (🚗F4FA, 12/02->12/06); 2.4 TDCi (🚗H9FA, 03/04->12/06); 2.4 TDE (🚗DOFA, 12/02->12/06); 2.4 TDE (🚗FXFA, 03/04->12/06)		6PU 010 039-691	translation relation 5,88, with dual tyres, rear axle, right
2.0 DI (FAE_ , FAF_ , FAG_) (🚗ABFA, 05/04->12/06); 2.0 DI (FAE_ , FAF_ , FAG_) (🚗D3FA, 05/04->12/06); 2.0 DI (FAE_ , FAF_ , FAG_) (🚗F3FA, 05/04->12/06); 2.0 TDCi (🚗FIFA, 05/04->12/06)		6PU 010 039-691	rear axle, right
Transit Flatbed/Chassis (FM_ _ , FN_ _)		01/00-	
2.0 DI (F_E_ , F_F_) (🚗ABFA, 07/03->12/06); 2.0 DI (F_E_ , F_F_) (🚗D3FA, 07/03->12/06); 2.0 DI (F_E_ , F_F_) (🚗F3FA, 07/03->12/06); 2.0 TDCi (F_E_ , F_F_) (🚗FIFA, 07/03->12/06)		6PU 010 039-681	4-channel ABS, front axle, rear axle, left
2.0 DI (F_E_ , F_F_) (🚗ABFA, 11/03->05/04); 2.0 DI (F_E_ , F_F_) (🚗D3FA, 11/03->05/04); 2.0 DI (F_E_ , F_F_) (🚗F3FA, 11/03->05/04); 2.0 TDCi (F_E_ , F_F_) (🚗FIFA, 11/03->05/04); 2.3 16V (F_A_ , F_B_ , F_C_ , F_D_) (🚗E5FA, E5FC, 04/01->12/06); 2.4 DI (F_A_ , F_B_ , F_C_ , F_D_) (🚗D2FA, D2FE, D2FB, 01/00->12/06); 2.4 DI (F_A_ , F_B_ , F_C_ , F_D_) (🚗D4FA, 01/00->12/06); 2.4 DI (F_A_ , F_B_ , F_C_ , F_D_) (🚗F4FA, 01/00->12/06); 2.4 TDCi (🚗H9FA, 03/04->12/06); 2.4 TDE (🚗DOFA, 07/01->12/06); 2.4 TDE (🚗FXFA, 03/04->12/06)		6PU 010 039-691	with single tyres, rear axle, right
2.3 16V (F_A_ , F_B_ , F_C_ , F_D_) (🚗E5FA, E5FC, 12/02->05/04); 2.4 DI (F_A_ , F_B_ , F_C_ , F_D_) (🚗D2FA, D2FE, D2FB, 12/02->05/04); 2.4 DI (F_A_ , F_B_ , F_C_ , F_D_) (🚗D4FA, 12/02->05/04); 2.4 DI (F_A_ , F_B_ , F_C_ , F_D_) (🚗F4FA, 12/02->05/04); 2.4 TDCi (🚗H9FA, 03/04->05/04); 2.4 TDE (🚗DOFA, 12/02->05/04); 2.4 TDE (🚗FXFA, 03/04->05/04)		6PU 010 039-691	translation relation 3,77, 4,27, with dual tyres, rear axle, right
2.3 16V (F_A_ , F_B_ , F_C_ , F_D_) (🚗E5FA, E5FC, 12/02->12/06); 2.4 DI (F_A_ , F_B_ , F_C_ , F_D_) (🚗D2FA, D2FE, D2FB, 12/02->12/06); 2.4 DI (F_A_ , F_B_ , F_C_ , F_D_) (🚗D4FA, 12/02->12/06); 2.4 DI (F_A_ , F_B_ , F_C_ , F_D_) (🚗F4FA, 12/02->12/06); 2.4 TDCi (🚗H9FA, 03/04->12/06); 2.4 TDE (🚗DOFA, 12/02->12/06); 2.4 TDE (🚗FXFA, 03/04->12/06)		6PU 010 039-691	translation relation 5,88, with dual tyres, rear axle, right
2.0 DI (F_E_ , F_F_) (🚗ABFA, 05/04->12/06); 2.0 DI (F_E_ , F_F_) (🚗D3FA, 05/04->12/06); 2.0 DI (F_E_ , F_F_) (🚗F3FA, 05/04->12/06); 2.0 TDCi (F_E_ , F_F_) (🚗FIFA, 05/04->12/06)		6PU 010 039-691	rear axle, right
Jaguar			
X-Type (CF1)		06/01-	
2.5 V6; 3.0 V6		6PU 010 039-711	rear axle both sides, front axle both sides
2.0 D (🚗R4-X404, 09/03->10/05); 2.0 V6		6PU 010 039-711	front axle both sides
X-Type Estate		11/03-	
2.0 D (🚗R4-X404); 2.0 V6		6PU 010 039-711	front axle both sides
2.5; 3.0		6PU 010 039-711	rear axle both sides, front axle both sides
Mazda			
121 III (JASM, JBSM)		03/96-	
1.25 (🚗DHF, DHG, 08/96->); 1.3 (08/96->); 1.8 D (🚗RTJ, RTK, 08/96->)		6PU 009 106-651	front axle both sides
1.25 (🚗DHF, DHG, 11/98->); 1.3 (11/98->); 1.8 D (🚗RTJ, RTK, 11/98->)		6PU 009 106-661	rear axle
1.25 (🚗DHF, DHG, 03/96->11/98); 1.3 (03/96->11/98); 1.8 D (🚗RTJ, RTK, 03/96->11/98)		6PU 009 106-671	rear axle



Sensors, Wheel Speed (ABS)

Mercedes-Benz



Manufacturer Model Vehicle type	Model year	Part no.	Note
Mercedes-Benz			
C-Class (W202)		03/93-05/00	
C 180 (202.018) (M 111.920, M 111.921); C 180 (202.018) (M 111.921);		6PU 009 106-941	from chassis no. F 894084, A 809595, front axle, left
C 200 (202.020) (M 111.941, M 111.945); C 200 CDI (202.134) (OM 611.960); C 200 Kompressor (202.025) (M 111.944); C 220 CDI (202.133) (OM 611.960); C 230 Kompressor (202.024) (M 111.975); C 250 Turbo-D (202.128) (OM 605.960)		6PU 009 106-951	from chassis no. F 894084, A 809595, front axle, right
C 36 AMG (202.028) (M 104.941 (AMG 3.6))		6PU 009 106-941	from chassis no. F 894084, A 809595, front axle, left
C 180 (202.018) (M 111.920, M 111.921); C 180 (202.018) (M 111.921);		6PU 010 039-431	from chassis no. F 331441, up to chassis no. F 894083, front axle, left
C 200 (202.020) (M 111.941, M 111.945); C 200 CDI (202.134) (OM 611.960); C 200 D (202.122) (OM 604.915); C 200 Kompressor (202.025) (M 111.944); C 220 (202.022) (M 111.961); C 220 CDI (202.133) (OM 611.960); C 220 D (202.121) (OM 604.910); C 230 (202.023) (M 111.974); C 230 Kompressor (202.024) (M 111.975); C 250 D (202.125) (OM 605.910); C 250 Turbo-D (202.128) (OM 605.960)		6PU 010 039-441	from chassis no. F 331441, up to chassis no. F 894083, front axle, right
C 240 (202.026) (M 112.910); C 43 AMG (202.033) (M 113.944)		6PU 010 039-431	from chassis no. F 331441, front axle, left
		6PU 010 039-441	from chassis no. F 331441, front axle, right
		6PU 010 039-451	from chassis no. F 331441, rear axle, left
		6PU 010 039-461	from chassis no. F 331441, rear axle, right
C 280 (202.029) (M 112.920)		6PU 010 039-431	from chassis no. F 331441, front axle, left
		6PU 010 039-441	from chassis no. F 331441, front axle, right
C 180 (202.018) (M 111.920, M 111.921); C 180 (202.018) (M 111.921); C 200 (202.020) (M 111.941, M 111.945); C 200 CDI (202.134) (OM 611.960); C 200 D (202.122) (OM 604.915); C 200 Kompressor (202.025) (M 111.944); C 220 (202.022) (M 111.961); C 220 CDI (202.133) (OM 611.960); C 220 D (202.121) (OM 604.910); C 230 (202.023) (M 111.974); C 230 Kompressor (202.024) (M 111.975); C 240 (202.026) (M 112.910); C 250 Turbo-D (202.128) (OM 605.960); C 280 (202.028) (M 104.941); C 36 AMG (202.028) (M 104.941 (AMG 3.6)); C 43 AMG (202.033) (M 113.944)		6PU 010 039-451	for vehicles with ASR, up to chassis no. F 894083, rear axle, left
		6PU 010 039-461	for vehicles with ASR, up to chassis no. F 894083, rear axle, right
C 180 (202.018) (M 111.920, M 111.921); C 180 (202.018) (M 111.921); C 200 (202.020) (M 111.941, M 111.945); C 200 CDI (202.134) (OM 611.960); C 200 D (202.122) (OM 604.915); C 200 Kompressor (202.025) (M 111.944); C 220 (202.022) (M 111.961); C 220 CDI (202.133) (OM 611.960); C 220 D (202.121) (OM 604.910); C 230 (202.023) (M 111.974); C 230 Kompressor (202.024) (M 111.975); C 240 (202.026) (M 112.910); C 250 Turbo-D (202.128) (OM 605.960); C 280 (202.028) (M 104.941); C 36 AMG (202.028) (M 104.941 (AMG 3.6)); C 43 AMG (202.033) (M 113.944)		6PU 010 039-451	for vehicles with ETS, up to chassis no. F 873443, rear axle, left
		6PU 010 039-461	for vehicles with ETS, up to chassis no. F 873443, rear axle, right
C 180 (202.018) (M 111.920, M 111.921); C 180 (202.018) (M 111.921); C 200 (202.020) (M 111.941, M 111.945); C 200 CDI (202.134) (OM 611.960); C 200 D (202.122) (OM 604.915); C 200 Kompressor (202.025) (M 111.944); C 220 (202.022) (M 111.961); C 220 CDI (202.133) (OM 611.960); C 220 D (202.121) (OM 604.910); C 230 (202.023) (M 111.974); C 230 Kompressor (202.024) (M 111.975); C 250 Turbo-D (202.128) (OM 605.960); C 280 (202.028) (M 104.941); C 36 AMG (202.028) (M 104.941 (AMG 3.6))		6PU 010 039-451	from chassis no. F 331441, rear axle, left
		6PU 010 039-461	from chassis no. F 331441, rear axle, right



Sensors, Wheel Speed (ABS)

Mercedes-Benz



Manufacturer Model Vehicle type	Model year	Part no.	Note
Mercedes-Benz			
C-Class (W202)		03/93-05/00	
C 180 (202.018) (M 111.920, M 111.921, 03/93->02/98); C 180 (202.018) (M 111.921, 11/94->02/98); C 200 (202.020) (M 111.941, M 111.945, 01/94->02/98); C 200 D (202.122) (OM 604.915, 10/96->02/98); C 200 Kompressor (202.025) (M 111.944, 10/95->02/98); C 200 Kompressor (202.025) (M 111.944, 11/96->02/98); C 220 (202.022) (M 111.961, 03/93->02/98); C 220 D (202.121) (OM 604.910, 08/93->02/98); C 230 (202.023) (M 111.974); C 230 Kompressor (202.024) (M 111.975, 10/95->02/98); C 250 Turbo-D (202.128) (OM 605.960, 10/95->02/98); C 280 (202.028) (M 104.941, 05/93->02/98)	6PU 010 039-481	for vehicles w/o ASR, for vehicles w/o ETS, , from chassis no. F 331441, up to chassis no. F 873443, rear axle centre	
C-Class T-Model (S202)		06/96-03/01	
C 180 T (202.078) (M 111.920, M 111.921); C 180 T (202.081) (M 111.952); C 200 T (202.080) (M 111.941, M 111.945); C 200 T CDI (202.194) (OM 611.960); C 200 T Kompressor (202.087) (M 111.956); C 200 T Kompressor (202.082) (M 111.944); C 220 T CDI (202.193) (OM 611.960); C 230 T Kompressor (202.085) (M 111.975); C 250 T Turbo-D (202.188) (OM 605.960); C 280 T (202.089) (M 112.920)	6PU 009 106-941 6PU 009 106-951	from chassis no. F 894084, front axle, left from chassis no. F 894084, front axle, right	
C 180 T (202.078) (M 111.920, M 111.921); C 200 T (202.080) (M 111.941, M 111.945); C 200 T CDI (202.194) (OM 611.960); C 200 T D (202.180) (OM 604.915); C 200 T Kompressor (202.082) (M 111.944); C 220 T CDI (202.193) (OM 611.960); C 220 T D (202.182) (OM 604.910); C 230 T (202.083) (M 111.974); C 230 T Kompressor (202.085) (M 111.975); C 250 T Turbo-D (202.188) (OM 605.960); C 280 T (202.089) (M 112.920)	6PU 010 039-431 6PU 010 039-441	up to chassis no. F 894083, front axle, left up to chassis no. F 894083, front axle, right	
C 180 T (202.078) (M 111.920, M 111.921); C 200 T (202.080) (M 111.941, M 111.945); C 200 T CDI (202.194) (OM 611.960); C 200 T D (202.180) (OM 604.915); C 200 T Kompressor (202.082) (M 111.944); C 220 T CDI (202.193) (OM 611.960); C 220 T D (202.182) (OM 604.910); C 230 T (202.083) (M 111.974); C 230 T Kompressor (202.085) (M 111.975); C 240 T (202.086) (M 112.910); C 250 T Turbo-D (202.188) (OM 605.960)	6PU 010 039-451 6PU 010 039-461	for vehicles with ASR, up to chassis no. F 894083, rear axle, left for vehicles with ASR, up to chassis no. F 894083, rear axle, right	
C 180 T (202.078) (M 111.920, M 111.921); C 200 T (202.080) (M 111.941, M 111.945); C 200 T CDI (202.194) (OM 611.960); C 200 T D (202.180) (OM 604.915); C 200 T Kompressor (202.082) (M 111.944); C 220 T CDI (202.193) (OM 611.960); C 220 T D (202.182) (OM 604.910); C 230 T (202.083) (M 111.974); C 230 T Kompressor (202.085) (M 111.975); C 240 T (202.086) (M 112.910); C 250 T Turbo-D (202.188) (OM 605.960)	6PU 010 039-451 6PU 010 039-461	for vehicles with ETS, up to chassis no. F 873443, rear axle, left for vehicles with ETS, up to chassis no. F 873443, rear axle, right	
C 180 T (202.078) (M 111.920, M 111.921, 06/96->02/98); C 200 T (202.080) (M 111.941, M 111.945, 06/96->02/98); C 200 T D (202.180) (OM 604.915, 10/96->02/98); C 200 T Kompressor (202.082) (M 111.944, 11/96->02/98); C 220 T D (202.182) (OM 604.910, 06/96->02/98); C 230 T (202.083) (M 111.974, 06/96->02/98); C 250 T Turbo-D (202.188) (OM 605.960, 06/96->02/98)	6PU 010 039-481	for vehicles w/o ASR, for vehicles w/o ETS, , up to chassis no. F 873443, rear axle centre	



Sensors, Wheel Speed (ABS)

Mercedes-Benz



Manufacturer Model Vehicle type	Model year	Part no.	Note
Mercedes-Benz			
C-Class (W203)		05/00-	
C 180 (203.035) (M 111.951); C 180 Kompressor (203.046) (M 271.946); C 200 CDI (203.004) (OM 611.962); C 200 CDI (203.007) (OM 646.962); C 200 CGI Kompressor (203.043) (M 271.942); C 200 Kompressor (203.042) (M 271.940); C 200 Kompressor (203.045) (M 111.955); C 220 CDI (203.006) (OM 611.962); C 220 CDI (203.008) (OM 646.963); C 230 (203.052) (M 272.920); C 230 Kompressor (203.040) (M 271.948); C 240 (203.061) (M 112.912); C 270 CDI (203.016) (OM 612.962); C 280 (203.054) (M 272.940); C 30 CDI AMG (203.018) (OM 612.990); C 32 AMG Kompressor (203.065) (M 112.961); C 320 (203.064) (M 112.946); C 320 CDI (203.020) (OM 642.910); C 350 (203.056) (M 272.960); C 55 AMG (203.076) (M 113.988)	6PU 009 106-931	front axle both sides	
	6PU 010 039-011	rear axle, right	
	6PU 010 039-021	rear axle, left	
C 240 4-matic (203.081) (M 112.916); C 280 4-matic (203.092) (M 272.941); C 320 4-matic (203.084) (M 112.953); C 350 4-matic (203.087) (M 272.970)	6PU 010 039-011	rear axle, right	
	6PU 010 039-021	rear axle, left	
C-Class T-Model (S203)		03/01-	
C 180 (203.235) (M 111.951); C 180 Kompressor (203.246) (M 271.946); C 200 CDI (203.204) (OM 611.962); C 200 CDI (203.207) (OM 646.962); C 200 CGI Kompressor (203.243) (M 271.942); C 200 Kompressor (203.242) (M 271.940); C 200 Kompressor (203.245) (M 111.955); C 220 CDI (203.206) (OM 611.962); C 220 CDI (203.208) (OM 646.963); C 230 (203.252) (M 272.920); C 230 Kompressor (203.240) (M 271.948); C 240 (203.261) (M 112.912); C 270 CDI (203.216) (OM 612.962); C 280 (203.254) (M 272.940); C 30 CDI AMG (203.218) (OM 612.990); C 32 AMG Kompressor (203.265) (M 112.961); C 320 (203.264) (M 112.946); C 320 CDI (203.220) (OM 642.910); C 350 (203.256) (M 272.960); C 55 AMG (203.276) (M 113.988)	6PU 009 106-931	front axle both sides	
	6PU 010 039-011	rear axle, right	
	6PU 010 039-021	rear axle, left	
C 240 4-matic (203.281) (M 112.916); C 280 4-matic (203.292) (M 272.941); C 320 4-matic (203.284) (M 112.953); C 350 4-matic (203.287) (M 272.970)	6PU 010 039-011	rear axle, right	
	6PU 010 039-021	rear axle, left	
C-Class Coupé (CL203)		03/01-	
C 160 Kompressor (203.730) (M 271.921); C 180 (203.735) (M 111.951); C 180 Kompressor (203.746) (M 271.946); C 200 CDI (203.707) (OM 646.962); C 200 CGI Kompressor (203.743) (M 271.942); C 200 Kompressor (203.742) (M 271.940); C 200 Kompressor (203.745) (M 111.955); C 220 CDI (203.706) (OM 611.962); C 220 CDI (203.708) (OM 646.963); C 230 (203.752) (M 272.920); C 230 Kompressor (203.740) (M 271.948); C 230 Kompressor (203.747) (M 111.981); C 30 CDI AMG (203.718) (OM 612.990); C 320 (203.764) (M 112.946); C 350 (203.756) (M 272.960)	6PU 009 106-931	front axle both sides	
	6PU 010 039-011	rear axle, right	
	6PU 010 039-021	rear axle, left	
CLK (C208)		06/97-07/02	
200 (208.335) (M 111.941, M 111.945); 200 Kompressor (208.344) (M 111.956); 200 Kompressor (208.345) (M 111.944); 230 Kompressor (208.347) (M 111.973, M 111.975); 230 Kompressor (208.348) (M 111.982)	6PU 009 106-941	from chassis no. T 028296, F 129679, front axle, left	
	6PU 009 106-951	from chassis no. T 028296, F 129679, front axle, right	



Sensors, Wheel Speed (ABS)

Mercedes-Benz



Manufacturer Model Vehicle type	Model year	Part no.	Note
Mercedes-Benz			
CLK (C208)		06/97-07/02	
200 (208.335) (M 111.941, M 111.945); 200 Kompressor (208.345) (M 111.944); 230 Kompressor (208.347) (M 111.973, M 111.975); 320 (208.365) (M 112.940)		6PU 010 039-431	for vehicles w/o ESP, up to chassis no. T 028295, F 129678, front axle, left
		6PU 010 039-441	for vehicles w/o ESP, up to chassis no. T 028295, F 129678, front axle, right
		6PU 010 039-451	for vehicles w/o ESP, up to chassis no. T 028295, F 129678, rear axle, left
		6PU 010 039-461	for vehicles w/o ESP, up to chassis no. T 028295, F 129678, rear axle, right
CLK Convertible (A208)		03/98-03/02	
200 (208.435) (M 111.941, M 111.945); 200 Kompressor (208.444) (M 111.956); 200 Kompressor (208.445) (M 111.944); 230 Kompressor (208.447) (M 111.973, M 111.975); 230 Kompressor (208.448) (M 111.982)		6PU 009 106-941	from chassis no. T 028296, F 129679, front axle, left
		6PU 009 106-951	from chassis no. T 028296, F 129679, front axle, right
200 (208.435) (M 111.941, M 111.945); 200 Kompressor (208.445) (M 111.944); 230 Kompressor (208.447) (M 111.973, M 111.975); 320 (208.465) (M 112.940)		6PU 010 039-431	for vehicles w/o ESP, up to chassis no. T 028295, F 129678, front axle, left
		6PU 010 039-441	for vehicles w/o ESP, up to chassis no. T 028295, F 129678, front axle, right
		6PU 010 039-451	for vehicles w/o ESP, up to chassis no. T 028295, F 129678, rear axle, left
		6PU 010 039-461	for vehicles w/o ESP, up to chassis no. T 028295, F 129678, rear axle, right
CLK (C209)		06/02-	
200 CGI (209.343) (M 271.942); 200 Kompressor (209.342) (M 271.940); 220 CDI (209.308) (OM 646.963); 240 (209.361) (M 112.912); 270 CDI (209.316) (OM 612.962, OM 612.967); 280 (209.354) (M 272.940); 320 (209.365) (M 112.955); 320 CDI (209.320) (OM 642.910); 350 (209.356) (M 272.960); 500 (209.375) (M 113.968); 55 AMG (209.376) (M 113.987); 63 AMG (209.377) (M 156.982)		6PU 010 039-011	rear axle, right
		6PU 010 039-021	rear axle, left
CLK Convertible (A209)		02/03-	
200 Kompressor (209.442) (M 271.940); 240 (209.461) (M 112.912); 280 (209.454) (M 272.940); 320 (209.465) (M 112.955); 320 CDI (209.420) (OM 642.910); 350 (209.456) (M 272.960); 500 (209.475) (M 113.968); 55 AMG (209.476) (M 113.987); 63 AMG (209.477) (M 156.982)		6PU 010 039-011	rear axle, right
		6PU 010 039-021	rear axle, left
SLK (R170)		04/96-04/04	
200 Kompressor (170.444) (M 111.958); 230 Kompressor (170.449) (M 111.983); 32 AMG Kompressor (170.466) (M 112.960); 320 (170.465) (M 112.947)		6PU 009 106-941	front axle, left
		6PU 009 106-951	front axle, right
		6PU 009 106-961	rear axle, left
		6PU 009 106-971	rear axle, right
200 (170.435) (M 111.946); 200 Kompressor (170.445) (M 111.943); 230 Kompressor (170.447) (M 111.973)		6PU 010 039-431	front axle, left
		6PU 010 039-441	front axle, right
SLK (R171)		03/04-	
200 Kompressor (171.442) (M 271.944); 280 (171.454) (M 272.942); 350 (171.456) (M 272.963); 55 AMG (171.473) (M 113.989)		6PU 010 039-101	rear axle, right
		6PU 010 039-111	rear axle, left
M-Class (W163)		02/98-06/05	
ML 270 CDI (163.113) (OM 612.963, 09/00->06/05); ML 320 (163.154) (M 112.942, 09/00->08/02); ML 350 (163.157) (M 112.970); ML 400 CDI (163.128) (OM 628.963); ML 500 (163.175) (M 113.964, M 113.965)		6PU 010 039-031	from chassis no. X 778321, A 371935, rear axle, right
		6PU 010 039-041	from chassis no. X 778321, A 371935, rear axle, left
		6PU 010 039-051	from chassis no. X 778321, A 371935, front axle, right
		6PU 010 039-061	from chassis no. X 778321, A 371935, front axle, left



Sensors, Wheel Speed (ABS)

Mini - Peugeot



Manufacturer Model Vehicle type	Model year	Part no.	Note
Mini			
Mini (R50, R53)	06/01-		
Cooper S (W11B16A); Cooper (W10B16A); One D (1ND); One (W10B16A); Works (W11B16A)		6PU 009 106-311 6PU 009 106-331	front axle both sides rear axle both sides
Opel			
Combo Tour	10/01-		
1.3 CDTI 16V (Z 13 DT, Y 13 DT); 1.4 (Z 14 XEP); 1.6 (Z 16 SE); 1.7 DI 16V (Y 17 DTL); 1.7 DTI 16V (Y 17 DT)		6PU 009 106-261	front axle both sides
Combo Box Body/Estate	10/01-		
1.3 CDTI 16V (Z 13 DT); 1.4 16V (Z 14 XEP); 1.6 (Z 16 SE); 1.7 DI 16V (Y 17 DTL); 1.7 DTI 16V (Y 17 DT)		6PU 009 106-261	front axle both sides
Corsa C (F08, F68)	09/00-		
1.0 (Z 10 XE); 1.0 (Z 10 XEP); 1.2 Twinport (Z 12 XEP); 1.2 (Z 12 XE); 1.3 CDTI (Z 13 DT); 1.4 Twinport (Z 14 XEP); 1.4 (Z 14 XE); 1.7 CDTI (Z 17 DTH); 1.7 DI (Y 17 DTL); 1.7 DTI (Y 17 DT); 1.8 (Z 18 XE)		6PU 009 106-261	front axle both sides
Meriva	05/03-		
1.4 16V Twinport (Z 14 XEP); 1.6 16V (Z 16 XE); 1.6 (Z 16 SE); 1.7 CDTI (Z 17 DTH); 1.7 DTI (Y 17 DT); 1.8 (Z 18 XE)		6PU 009 106-261	front axle both sides
Tigra TwinTop	06/04-		
1.3 CDTI (Z 13 DT); 1.4 (Z 14 XEP); 1.8 (Z 18 XE)		6PU 009 106-261	front axle both sides
Peugeot			
106 II (1)	04/96-		
1.0 i (CDY (TU9M)); 1.0 i (CDZ (TU9M)); 1.1 i (HDY (TU1M)); 1.1 i (HDZ (TU1M), HFX (TU1JP)); 1.4 i (KFX (TU3JP), KFW (TU3JP)); 1.5 D (VJX (TUD5)); 1.5 D (VJY (TUD5)); 1.6 i (NFY (TU5J2), NFW (TU5J2)); 1.6 i (NFZ (TU5JP)); 1.6 S16 (NFX (TU5J4))		6PU 010 039-311	brake system Teves, for vehicles with drum brakes on the rear axle, up to org. no. 08056, rear axle both sides
1.0 i (CDY (TU9M)); 1.0 i (CDZ (TU9M)); 1.1 i (HDY (TU1M)); 1.1 i (HDZ (TU1M), HFX (TU1JP)); 1.4 i (KFX (TU3JP), KFW (TU3JP)); 1.5 D (VJX (TUD5)); 1.5 D (VJY (TUD5)); 1.6 i (NFY (TU5J2), NFW (TU5J2)); 1.6 i (NFZ (TU5JP)); 1.6 S16 (NFX (TU5J4))		6PU 010 039-421	brake system Teves, front axle both sides
206 Hatchback (2A/C)	08/98-		
1.1 i (HFZ (TU1JP), HFX (TU1JP)); 1.4 HDi eco 70 (8HX (DV4TD), 8HZ (DV4TD)); 1.4 i (KFX (TU3JP), KFW (TU3JP)); 1.6 16V (NFU (TU5JP4)); 1.6 i (NFZ (TU5JP)); 1.9 D (WJZ (DW8)); 2.0 HDi 90 (RHY (DW10TD)); 2.0 S16 (RFN (EW10J4)); 2.0 S16 (RFR (DEW10J4))		6PU 009 106-541	up to org. no. 09456, front axle both sides
1.1 i (HFZ (TU1JP), HFX (TU1JP)); 1.4 HDi eco 70 (8HX (DV4TD), 8HZ (DV4TD)); 1.4 i (KFX (TU3JP), KFW (TU3JP)); 1.6 16V (NFU (TU5JP4)); 1.6 i (NFZ (TU5JP)); 1.9 D (WJZ (DW8)); 2.0 HDi 90 (RHY (DW10TD)); 2.0 S16 (RFN (EW10J4)); 2.0 S16 (RFR (DEW10J4))		6PU 009 106-551	up to org. no. 09456, from org. no. 07997, rear axle both sides
1.1 i (HFZ (TU1JP), HFX (TU1JP)); 1.1; 1.4 16V (KFU (ET3J4)); 1.4 HDi eco 70 (8HX (DV4TD), 8HZ (DV4TD)); 1.4 i (KFX (TU3JP), KFW (TU3JP)); 1.6 16V (NFU (TU5JP4)); 1.6 HDi 110 (9HY (DV6TED4), 9HZ (DV6TED4)); 1.6 i (NFZ (TU5JP)); 1.9 D (WJZ (DW8)); 2.0 HDi 90 (RHY (DW10TD)); 2.0 RC (RFK (EW10J4S)); 2.0 S16 (RFN (EW10J4)); 2.0 S16 (RFR (DEW10J4))		6PU 009 106-891	for vehicles with disc brakes on the rear axle, from org. no. 09457, rear axle both sides
1.1 i (HFZ (TU1JP), HFX (TU1JP)); 1.1; 1.4 16V (KFU (ET3J4)); 1.4 HDi eco 70 (8HX (DV4TD), 8HZ (DV4TD)); 1.4 i (KFX (TU3JP), KFW (TU3JP)); 1.6 16V (NFU (TU5JP4)); 1.6 HDi 110 (9HY (DV6TED4), 9HZ (DV6TED4)); 1.6 i (NFZ (TU5JP)); 1.9 D (WJZ (DW8)); 2.0 HDi 90 (RHY (DW10TD)); 2.0 RC (RFK (EW10J4S)); 2.0 S16 (RFN (EW10J4)); 2.0 S16 (RFR (DEW10J4))		6PU 009 106-901	for vehicles with drum brakes on the rear axle, from org. no. 09457, rear axle both sides
206 SW (2E/K)	07/02-		
1.1 (HFX (TU1JP)); 1.4 HDi (8HX (DV4TD)); 1.4 (KFW (TU3JP)); 1.6 16V (NFU (TU5JP4)); 2.0 16V (RFN (EW10J4)); 2.0 HDi (RHY (DW10TD))		6PU 009 106-541	up to org. no. 09456, front axle both sides



Sensors, Wheel Speed (ABS)

Peugeot



Manufacturer Model Vehicle type	Model year	Part no.	Note
Peugeot			
206 SW (2E/K)		07/02-	
1.1 (HFX (TU1JP)); 1.4 HDi (8HX (DV4TD)); 1.4 (KFW (TU3JP)); 1.6 16V (NFU (TU5JP4)); 2.0 16V (RFN (EW10J4)); 2.0 HDi (RHY (DW10TD))		6PU 009 106-551	up to org. no. 09456, from org. no. 07997, rear axle both sides
1.1 (HFX (TU1JP)); 1.4 16V (KFU (ET3J4)); 1.4 HDi (8HX (DV4TD)); 1.4 (KFW (TU3JP)); 1.6 16V (NFU (TU5JP4)); 1.6 HDi 110 (9HZ (DV6TED4)); 2.0 16V (RFN (EW10J4)); 2.0 HDi (RHY (DW10TD))		6PU 009 106-891	for vehicles with disc brakes on the rear axle, from org. no. 09457, rear axle both sides
1.1 (HFX (TU1JP)); 1.4 16V (KFU (ET3J4)); 1.4 HDi (8HX (DV4TD)); 1.4 (KFW (TU3JP)); 1.6 16V (NFU (TU5JP4)); 1.6 HDi 110 (9HZ (DV6TED4)); 2.0 16V (RFN (EW10J4)); 2.0 HDi (RHY (DW10TD))		6PU 009 106-901	for vehicles with drum brakes on the rear axle, from org. no. 09457, rear axle both sides
206 CC (2D)		09/00-	
1.6 16V (NFU (TU5JP4)); 2.0 S16 (RFN (EW10J4))		6PU 009 106-541	up to org. no. 09456, front axle both sides
1.6 16V (NFU (TU5JP4)); 2.0 S16 (RFN (EW10J4))		6PU 009 106-551	up to org. no. 09456, from org. no. 07997, rear axle both sides
1.6 16V (NFU (TU5JP4)); 1.6 HDi 110 (9HZ (DV6TED4)); 2.0 S16 (RFN (EW10J4))		6PU 009 106-891	for vehicles with disc brakes on the rear axle, from org. no. 09457, rear axle both sides
1.6 16V (NFU (TU5JP4)); 1.6 HDi 110 (9HZ (DV6TED4)); 2.0 S16 (RFN (EW10J4))		6PU 009 106-901	for vehicles with drum brakes on the rear axle, from org. no. 09457, rear axle both sides
307 (3A/C)		08/00-	
1.4 16V (KFU (ET3J4)); 1.4 HDi (8HX (DV4TD), 8HZ (DV4TD)); 1.4 (KFW (TU3JP)); 1.6 16V (NFU (TU5JP4)); 1.6 HDi 110 (9HY (DV6TED4)); 2.0 16V (RFJ (EW10A)); 2.0 16V (RFK (EW10J4S)); 2.0 16V (RFN (EW10J4)); 2.0 HDi 110 (RHS (DW10ATED)); 2.0 HDi 135 (RHR (DW10BTED4)); 2.0 HDi 90 (RHY (DW10TD))		6PU 009 106-361	ABS Bosch 5.3 w/o ESP, ABS Bosch 8.0 w/o ESP up to control no. 09862, ABS Bosch 5.7, front axle both sides
1.4 16V (KFU (ET3J4)); 1.4 HDi (8HX (DV4TD), 8HZ (DV4TD)); 1.4 (KFW (TU3JP)); 1.6 16V (NFU (TU5JP4)); 1.6 HDi 110 (9HY (DV6TED4)); 2.0 16V (RFJ (EW10A)); 2.0 16V (RFK (EW10J4S)); 2.0 16V (RFN (EW10J4)); 2.0 HDi 110 (RHS (DW10ATED)); 2.0 HDi 135 (RHR (DW10BTED4)); 2.0 HDi 90 (RHY (DW10TD))		6PU 009 106-371	ABS Bosch 8.0 w/o ESP from control no. 09863, ABS Bosch 8.0 with ESP, front axle both sides
307 Break (3E)		03/02-	
1.4 16V (KFU (ET3J4)); 1.4 HDi (8HZ (DV4TD)); 1.6 16V (NFU (TU5JP4)); 1.6 HDi 110 (9HY (DV6TED4)); 2.0 16V (RFJ (EW10A)); 2.0 16V (RFK (EW10J4S)); 2.0 HDi 135 (RHR (DW10BTED4)); 2.0 HDi 90 (RHY (DW10TD)); 2.0 (RFN (EW10J4))		6PU 009 106-361	ABS Bosch 5.3 w/o ESP, ABS Bosch 8.0 w/o ESP up to control no. 09862, ABS Bosch 5.7, front axle both sides
1.4 16V (KFU (ET3J4)); 1.4 HDi (8HZ (DV4TD)); 1.6 16V (NFU (TU5JP4)); 1.6 HDi 110 (9HY (DV6TED4)); 2.0 16V (RFJ (EW10A)); 2.0 16V (RFK (EW10J4S)); 2.0 HDi 135 (RHR (DW10BTED4)); 2.0 HDi 90 (RHY (DW10TD)); 2.0 (RFN (EW10J4))		6PU 009 106-371	ABS Bosch 8.0 w/o ESP from control no. 09863, ABS Bosch 8.0 with ESP, front axle both sides
307 SW (3H)		03/02-	
1.4 16V (KFU (ET3J4)); 1.6 16V (NFU (TU5JP4)); 1.6 HDi 110 (9HY (DV6TED4)); 2.0 16V (RFJ (EW10A)); 2.0 16V (RFN (EW10J4)); 2.0 HDi 110 (RHS (DW10ATED)); 2.0 HDi 135 (RHR (DW10BTED4)); 2.0 HDi 90 (RHY (DW10TD))		6PU 009 106-361	ABS Bosch 5.3 w/o ESP, ABS Bosch 8.0 w/o ESP up to control no. 09862, ABS Bosch 5.7, front axle both sides
1.4 16V (KFU (ET3J4)); 1.6 16V (NFU (TU5JP4)); 1.6 HDi 110 (9HY (DV6TED4)); 2.0 16V (RFJ (EW10A)); 2.0 16V (RFN (EW10J4)); 2.0 HDi 110 (RHS (DW10ATED)); 2.0 HDi 135 (RHR (DW10BTED4)); 2.0 HDi 90 (RHY (DW10TD))		6PU 009 106-371	ABS Bosch 8.0 w/o ESP from control no. 09863, ABS Bosch 8.0 with ESP, front axle both sides
307 CC (3B)		10/03-	
1.6 16V (NFU (TU5JP4)); 2.0 16V (RFJ (EW10A)); 2.0 16V (RFK (EW10J4S)); 2.0 16V (RFN (EW10J4)); 2.0 HDi 135 (RHR (DW10BTED4))		6PU 009 106-361	ABS Bosch 5.3 w/o ESP, ABS Bosch 8.0 w/o ESP up to control no. 09862, ABS Bosch 5.7, front axle both sides
1.6 16V (NFU (TU5JP4)); 2.0 16V (RFJ (EW10A)); 2.0 16V (RFK (EW10J4S)); 2.0 16V (RFN (EW10J4)); 2.0 HDi 135 (RHR (DW10BTED4))		6PU 009 106-371	ABS Bosch 8.0 w/o ESP from control no. 09863, ABS Bosch 8.0 with ESP, front axle both sides
407 (6D)		05/04-	
1.6 HDi 110 (9HY (DV6TED4)); 1.8 16V (6FY (EW7A)); 1.8 (6FZ (EW7J4)); 2.0 16V (RFJ (EW10A)); 2.0 HDi 135 (RHR (DW10BTED4)); 2.0 (RFN (EW10J4)); 2.2 16V (3FY (EW12J4)); 2.2 (3FZ (EW12J4)); 3.0 (XFV (ES9A))		6PU 009 106-381	front axle both sides
		6PU 009 106-391	rear axle both sides



Sensors, Wheel Speed (ABS)

Peugeot - Saab



Manufacturer Model Vehicle type	Model year	Part no.	Note
Peugeot			
407 SW (6E_)	05/04-		
1.6 HDi 110 (6FZ (EW7J4)); 1.8 HDi 110 (9HY (DV6TED4)); 1.8 16V (6FY (EW7A)); 1.8 16V (6FZ (EW7J4)); 2.0 16V (RFJ (EW10A));		6PU 009 106-381	front axle both sides
2.0 HDi 135 (RHR (DW10BTED4)); 2.0 (RFN (EW10J4)); 2.2 16V (3FY (EW12J4)); 2.2 (3FZ (EW12J4)); 3.0 (XFV (ES9A))		6PU 009 106-391	rear axle both sides
407 Coupe (6C_)	10/05-		
2.2 16V (3FY (EW12J4)); 2.7 HDi (UHZ (DT17)); 3.0 V6 (XFV (ES9A))		6PU 009 106-381	front axle both sides
		6PU 009 106-391	rear axle both sides
1007 (KM_)	04/05-		
1.4 16V (KFU (ET3J4)); 1.4 HDi (8HX (DV4TD), 8HZ (DV4TD)); 1.4 (KFV (TU3JP)); 1.6 16V (NFU (TU5JP4))		6PU 009 106-811	rear axle both sides
		6PU 009 106-851	front axle both sides
Rover			
75 (RJ)	02/99-		
1.8 (K 1.8, 06/99->); 2.0 CDT (M 47 R, 06/99->); 2.0 V6 (20 K4F, 06/99->); 2.5 V6 (25 K4F); 2.5 V6 (KV 6, 06/99->10/01)		6PU 009 106-341	rear axle both sides
		6PU 009 106-351	front axle both sides
75 Tourer (RJ)	08/01-		
1.8 (K 1.8); 2.0 CDT (M 47 R); 2.0 V6 (20 K4F); 2.5 V6 (KV 6)		6PU 009 106-341	rear axle both sides
		6PU 009 106-351	front axle both sides
Saab			
9000 Hatchback	09/84-12/98		
2.0 -16 CS (B204I, 09/93->12/95); 2.0 -16 ND Turbo (B204E, B202S, 09/93->12/95); 2.0 -16 Turbo CS (B202L, 09/89->08/95); 2.0 -16 Turbo (B202, 09/89->12/92); 2.0 -16 Turbo (B202XL, 09/89->08/93); 2.0 -16 Turbo (B202XL, 09/89->12/91); 2.3 -16 Aero CS (B234R, 02/93->12/95); 2.3 -16 CS (B234I, 09/89->08/95); 2.3 -16 CSE Eco Power (B234E, 09/93->12/95); 2.3 -16 CSE (B234I, 09/93->12/95); 2.3 -16 Turbo CSE (B234L, 09/93->12/95); 2.3 -16 Turbo (B234L, 09/90->12/95); 3.0 -24 V6 CS/CSE (B308I, 07/94->12/95)		6PU 009 106-411	front axle, left
		6PU 009 106-421	front axle, right
2.0 -16 CS (B202I, 09/89->08/95)		6PU 009 106-411	front axle, left
2.0 -16 CS (B202I, 09/89->12/98)		6PU 009 106-421	front axle, right
2.0 -16 CS (B204I, 01/96->12/98); 2.0 -16 ND Turbo (B204E, B202S, 01/96->12/98); 2.0 -16 Turbo CS (B202L, 01/96->12/98); 2.3 -16 Aero CS (B234R, 01/96->12/98); 2.3 -16 CSE Eco Power (B234E, 01/96->12/98); 2.3 -16 CSE (B234I, 01/96->12/98); 2.3 -16 Turbo CSE (B234L, 01/96->12/98); 2.3 -16 Turbo (B234L, 01/96->12/98); 3.0 -24 V6 CS/CSE (B308I, 01/96->12/98)		6PU 009 106-431	front axle, left
		6PU 009 106-441	front axle, right
		6PU 009 106-451	rear axle, left
		6PU 009 106-461	rear axle, right
9000	04/85-12/98		
2.0 -16 CD (B204E, 09/93->12/95); 2.0 -16 CD (B204I, 09/93->12/95); 2.0 -16 Turbo CD (B202XL, 09/89->08/93); 2.0 -16 Turbo (B202XL, 09/89->08/93); 2.0 -16 Turbo (B202XL, 09/89->12/91); 2.0 -16 (B202I, 09/89->01/93); 2.3 -16 CD Turbo (B234L, 07/90->12/95); 2.3 -16 CD (B234I, 09/89->08/95); 2.3 -16 CDE Eco-Power (B234E, 09/93->12/95); 2.3 -16 CDE (B234I, 09/93->12/95); 2.3 -16 Turbo (B234L); 3.0 -24 V6 CD/CDE (B308I, 07/94->12/95)		6PU 009 106-411	front axle, left
		6PU 009 106-421	front axle, right
2.0 -16 Turbo CD (B202L, 09/89->12/95); 2.0 -16 Turbo CD (B204E, B202S, 09/92->12/95)		6PU 009 106-411	front axle, left
2.0 -16 Turbo CD (B202L, 09/89->08/95); 2.0 -16 Turbo CD (B204E, B202S, 09/92->08/95)		6PU 009 106-421	front axle, right



Sensors, Wheel Speed (ABS)

Saab - Seat




Manufacturer Model Vehicle type	Model year	Part no.	Note
Saab			
9000	04/85-12/98		
2.0 -16 CD (B204E, 01/96->12/98); 2.0 -16 CD (B204I, 01/96->12/98);		6PU 009 106-431	front axle, left
2.0 -16 Turbo CD (B202L, 01/96->12/98);		6PU 009 106-441	front axle, right
2.0 -16 Turbo CD (B204E, B202S, 01/96->12/98);		6PU 009 106-451	rear axle, left
2.3 -16 CD Turbo (B234L, 01/96->12/98);		6PU 009 106-461	rear axle, right
2.3 -16 CDE Eco-Power (B234E, 01/96->12/98);			
2.3 -16 CDE (B234I, 01/96->12/98);			
3.0 -24 V6 CD/CDE (B308I, 01/96->12/98)			
Seat			
Alhambra (7V8, 7V9)	04/96-		
1.8 T 20V (AWC, AJH, 10/97->02/00);		6PU 010 039-261	front axle both sides
1.9 TDI (1Z, AHU, ANU, 04/96->02/00); 1.9 TDI (AFN, 08/96->02/00);		6PU 010 039-271	rear axle both sides
2.0 i (ADY, ATM, 04/96->02/00)			
1.9 TDI (AUY, BVK, 06/00->11/02)		6PU 010 039-281	up to chassis no. 7M-3-513 710, rear axle, right
		6PU 010 039-291	up to chassis no. 7M-3-513 710, rear axle both sides
1.8 T 20V (AWC, AJH, 03/00->11/02);		6PU 010 039-281	up to chassis no. 7M-3-513 710, rear axle, right
1.9 TDI (1Z, AHU, ANU, 03/00->11/02); 2.0 i (ADY, ATM, 03/00->11/02)			
1.9 TDI 4motion (AUY, 02/01->11/02);		6PU 010 039-291	up to chassis no. 7M-3-513 710, rear axle both sides
2.8 V6 4motion (AYL, 02/01->11/02); 2.8 V6 (AYL, 06/00->11/02)			
1.8 T 20V (AWC, AJH, 03/00->11/02);		6PU 010 039-301	front axle, right, up to chassis no. 7M-3-513 710, not prepared for wear indicator
1.9 TDI 4motion (AUY, 02/01->11/02);			
1.9 TDI (1Z, AHU, ANU, 03/00->11/02);			
1.9 TDI (AUY, BVK, 06/00->11/02); 2.0 i (ADY, ATM, 03/00->11/02)			
1.8 T 20V (AWC, AJH, 10/02->); 1.9 TDI 4motion (AUY, 10/02->);		6PU 010 039-561	front axle both sides, from chassis no. 7M-3-513 711, not prepared for wear indicator
1.9 Tdi 4x4 (ASZ); 1.9 TDI (1Z, AHU, ANU, 10/02->);			
1.9 TDI (ARL, BTB); 1.9 TDI (ASZ); 1.9 TDI (AUY, BVK, 10/02->);			
2.0 i (ADY, ATM, 10/02->); 2.0 TDI (BRT);			
2.8 V6 4motion (AYL, 10/02->); 2.8 V6 (AYL, 10/02->)			
1.8 T 20V (AWC, AJH, 10/02->); 1.9 TDI 4motion (AUY, 10/02->);		6PU 010 039-571	from chassis no. 7M-3-513 711, front axle both sides, prepared for wear indicator
1.9 Tdi 4x4 (ASZ); 1.9 TDI (1Z, AHU, ANU, 10/02->);			
1.9 TDI (ARL, BTB); 1.9 TDI (ASZ); 1.9 TDI (AUY, BVK, 10/02->);			
2.0 i (ADY, ATM, 10/02->); 2.0 TDI (BRT);			
2.8 V6 4motion (AYL, 10/02->); 2.8 V6 (AYL, 10/02->)			
1.8 T 20V (AWC, AJH, 10/97->10/02);		6PU 010 039-581	rear axle, left, up to chassis no. 7M-3-513 710
1.9 TDI (1Z, AHU, ANU, 04/96->10/02);			
1.9 TDI (AUY, BVK, 06/00->10/02); 2.0 i (ADY, ATM, 04/96->10/06)			
1.8 T 20V (AWC, AJH, 10/02->); 1.9 TDI 4motion (AUY, 10/02->);		6PU 010 039-591	rear axle both sides, from chassis no. 7M-3-513 711, not prepared for wear indicator
1.9 Tdi 4x4 (ASZ); 1.9 TDI (1Z, AHU, ANU, 10/02->);			
1.9 TDI (ARL, BTB); 1.9 TDI (ASZ); 1.9 TDI (AUY, BVK, 10/02->);			
2.0 i (ADY, ATM, 10/02->); 2.0 TDI (BRT);			
2.8 V6 4motion (AYL, 10/02->); 2.8 V6 (AYL, 10/02->)			
1.8 T 20V (AWC, AJH, 06/05->); 1.9 TDI 4motion (AUY, 06/05->);		6PU 010 039-601	rear axle both sides, prepared for wear indicator
1.9 Tdi 4x4 (ASZ); 1.9 TDI (1Z, AHU, ANU, 06/05->);			
1.9 TDI (ARL, BTB); 1.9 TDI (ASZ, 06/05->);			
1.9 TDI (AUY, BVK, 06/05->); 2.0 i (ADY, ATM, 06/05->);			
2.0 TDI (BRT); 2.8 V6 4motion (AYL, 06/05->); 2.8 V6 (AYL, 06/05->)			
1.8 T 20V (AWC, AJH, 10/97->05/05);		6PU 010 039-601	rear axle, right, from chassis no. 7M-3-513711, prepared for wear indicator
1.9 TDI 4motion (AUY, 02/01->05/05);			
1.9 TDI (1Z, AHU, ANU, 04/96->05/05); 1.9 TDI (ASZ, 11/02->05/05);			
1.9 TDI (AUY, BVK, 06/00->05/05); 2.0 i (ADY, ATM, 04/96->05/05);			
2.8 V6 4motion (AYL, 02/01->05/05); 2.8 V6 (AYL, 06/00->05/05)			
Altea (5P1)			
	03/04-		
1.6 (BGU, BSE, BSF); 1.9 TDI (BKC, BJB, BLS, BXE);		6PU 009 106-751	front axle, left
2.0 FSI (BLR, BLY, BVY, BVZ); 2.0 TDI 16V (BKD); 2.0 TDI (AZV);			
2.0 TDI (BMM); 2.0 TDI (BMN); 2.0 TFSI (BWA)			
1.6 (BGU, BSE, BSF); 1.9 TDI (BKC, BJB, BLS, BXE);		6PU 009 106-761	front axle, right
2.0 FSI (BLR, BLY, BVY, BVZ); 2.0 TDI 16V (BKD); 2.0 TDI (AZV);			
2.0 TDI (BMM); 2.0 TDI (BMN); 2.0 TFSI (BWA)			
1.6 (BGU, BSE, BSF); 1.9 TDI (BKC, BJB, BLS, BXE);		6PU 010 039-131	rear axle, left
2.0 FSI (BLR, BLY, BVY, BVZ); 2.0 TDI 16V (BKD); 2.0 TDI (AZV);		6PU 010 039-141	rear axle, right
2.0 TDI (BMM); 2.0 TDI (BMN); 2.0 TFSI (BWA)			
Altea XL (5P5)			
	10/06-		
1.6 (BSE, BSF); 1.8 TFSI (BYT); 1.9 TDI (BLS, BXE);		6PU 009 106-751	front axle, left
2.0 FSI (BVY, BVZ); 2.0 TDI 16V (BKD); 2.0 TDI (BMM);			
2.0 TDI (BMN)			



Sensors, Wheel Speed (ABS)

Seat



Manufacturer Model Vehicle type	Model year	Part no.	Note
Seat			
Altea XL (5P5)		10/06-	
1.6 (i) (BSE, BSF); 1.8 TFSI (i) (BYT); 1.9 TDI (i) (BLS, BXE);		6PU 009 106-761	front axle, right
2.0 FSI (i) (BVY, BVZ); 2.0 TDI 16V (i) (BKD); 2.0 TDI (i) (BMM);			
2.0 TDI (i) (BMN)			
1.6 (i) (BSE, BSF); 1.8 TFSI (i) (BYT); 1.9 TDI (i) (BLS, BXE);		6PU 010 039-131	rear axle, left
2.0 FSI (i) (BVY, BVZ); 2.0 TDI 16V (i) (BKD); 2.0 TDI (i) (BMM);		6PU 010 039-141	rear axle, right
2.0 TDI (i) (BMN)			
Arosa (6H)		05/97-06/04	
1.0 (i) (AER, AHT, ALL, ALD, ANV, AUC);		6PU 009 106-071	front axle, right
1.4 16V (i) (AFK, ANM, AUB, AQQ); 1.4 TDI (i) (AMF);		6PU 009 106-091	front axle, left
1.4 (i) (AEX, APQ, ANW, AKV, AKK, AUD); 1.7 SDI (i) (AKU)		6PU 009 106-181	rear axle both sides
Cordoba (6K2/C2)		02/93-06/99	
1.0 i (i) (AER); 1.4 i 16V (i) (AFH); 1.4 i (i) (ABD, AEX, ANX, AKV, APQ);		6PU 009 106-071	front axle, right
1.6 i (i) (1F); 1.6 i (i) (AEE, ABU, ALM); 1.6 i (i) (AFT); 1.7 SDI;		6PU 009 106-091	front axle, left
1.8 i 16V (i) (ADL); 1.8 i (i) (ABS, ADZ); 1.9 D (i) (1Y); 1.9 SDI (i) (AEY);		6PU 010 039-381	rear axle both sides
1.9 TD (i) (AAZ); 1.9 TDI (i) (1Z, AHU); 1.9 TDI (i) (AFN); 2.0 i 16V (i) (ABF);			
2.0 i (i) (AGG, 2E)			
1.0 CL (i) (AAU); 1.3 (i) (AAV, 2G); 1.4		6PU 010 039-381	rear axle both sides
Cordoba Hatchback (6K2)		06/99-10/02	
1.0 16V (i) (AST, AVZ); 1.0 (i) (ANV, ALD, AUC); 1.4 16V (i) (APE, AUA);		6PU 009 106-071	front axle, right
1.4 16V (i) (AQQ, AUB); 1.4 (i) (ANW, AKK, AUD); 1.6 (i) (ALM);		6PU 009 106-091	front axle, left
1.6 (i) (APF, AKL, AEH, AUR); 1.8 T 20V Cupra (i) (AQX);		6PU 010 039-381	rear axle both sides
1.9 SDI (i) (AQM, AGP); 1.9 TDI (i) (ALH, AGR); 1.9 TDI (i) (ASK, ASV)			
Cordoba Vario (6K5)		06/99-	
1.4 16V (i) (APE); 1.4 i (i) (AEX, AKV, ANX, APQ); 1.4 (i) (ANW, AKK, AUD);		6PU 009 106-071	front axle, right
1.6 i (i) (1F); 1.6 i (i) (AEE, ALM); 1.6 i (i) (AFT); 1.6 (i) (ALM);		6PU 009 106-091	front axle, left
1.6 (i) (APF, AKL, AEH, AUR); 1.7 SDI; 1.9 SDI (i) (AEY);		6PU 010 039-381	rear axle both sides
1.9 SDI (i) (AQM, AGP); 1.9 TDI (i) (1Z, AHU); 1.9 TDI (i) (AFN);			
1.9 TDI (i) (ALH, AGR); 1.9 TDI (i) (ASK, ASV)			
Cordoba (6L2)		09/02-	
1.2 12V (i) (BXV); 1.2 (i) (AZQ, BME); 1.4 16V (i) (BBY); 1.4 16V (i) (BBZ);		6PU 009 106-791	front axle, left
1.4 16V (i) (BXW); 1.4 TDI (i) (AMF); 1.4 TDI (i) (BMS, BNV);		6PU 009 106-801	front axle, right
1.4 TDI (i) (BNM); 1.6 16V (i) (BTS); 1.6 (i) (BAH); 1.9 SDI (i) (ASY);		6PU 009 106-991	rear axle, left
1.9 SDI (i) (ASZ, BLT); 1.9 TDI (i) (ATD, AXR, BMT); 2.0 (i) (AZL, BBX)		6PU 010 039-001	rear axle, right
Ibiza II (6K1)		03/93-08/99	
1.0 i (i) (AER); 1.0 (i) (AAU); 1.3 i (i) (AAV); 1.4 i 16V (i) (AFH);		6PU 009 106-071	front axle, right
1.4 i (i) (ABD, AEX, AKV, APQ); 1.6 i (i) (1F); 1.6 i (i) (AEE, ABU, ALM);		6PU 009 106-091	front axle, left
1.6 i (i) (AFT); 1.7 SDI; 1.8 i 16V (i) (ADL); 1.8 i (i) (ABS, ADZ); 1.9 D (i) (1Y);		6PU 010 039-381	rear axle both sides
1.9 SDI (i) (AEY); 1.9 TD (i) (AAZ); 1.9 TDI (i) (1Z, AHU); 1.9 TDI (i) (AFN);			
2.0 i 16V (i) (ABF); 2.0 i (i) (2E, AGG)			
Ibiza III (6K1)		08/99-02/02	
1.0 16V (i) (AST, AVZ); 1.0 (i) (ALD, ANV, AUC); 1.4 16V (i) (APE, AUA);		6PU 009 106-071	front axle, right
1.4 16V (i) (AQQ, AUB); 1.4 (i) (ANW, AKK, AUD); 1.6 (i) (ALM);		6PU 009 106-091	front axle, left
1.6 (i) (APF, AEH, AUR, AKL); 1.8 T 20V Cupra (i) (AQX, AYP);		6PU 010 039-381	rear axle both sides
1.9 SDI (i) (AQM, AGP); 1.9 TDI (i) (ALH, AGR); 1.9 TDI (i) (ASK, ASV)			
2.0 (i) (AZL)		6PU 010 039-381	rear axle both sides
Ibiza IV (6L1)		02/02-	
1.2 12V (i) (BXV); 1.2 (i) (AZQ); 1.4 16V (i) (AUB, BBZ);		6PU 009 106-791	front axle, left
1.4 16V (i) (BBY, BKY); 1.4 TDI (i) (AMF); 1.4 TDI (i) (BMS, BNV);		6PU 009 106-801	front axle, right
1.4 TDI (i) (BNM); 1.6 16V (i) (BTS); 1.6 (i) (BAH); 1.8 T Cupra R (i) (BBU);		6PU 009 106-991	rear axle, left
1.8 T FR (i) (BJX, BKV); 1.9 SDI (i) (ASY); 1.9 TDI Cupra R (i) (ARL);		6PU 010 039-001	rear axle, right
1.9 TDI Cupra R (i) (BPX); 1.9 TDI (i) (ASZ, BLT);			
1.9 TDI (i) (ATD, AXR, BMT); 2.0 (i) (AZL)			
Inca (6K9)		11/95-	
1.4 16V (i) (AUA); 1.4 i (i) (AEX, AKV, APQ, AUD); 1.6 i (i) (1F);		6PU 009 106-071	front axle, right
1.6 i (i) (AEE); 1.7 D (i) (AHB); 1.9 D (i) (1Y); 1.9 SDI (i) (AEY, AYQ);		6PU 009 106-091	front axle, left
1.9 TDI (i) (ALH)			
Leon (1M1)		11/99-	
1.4 16V (i) (APE, AHW, AXP, BCA); 1.6 16 V (i) (AUS, AZD, BCB);		6PU 009 106-071	front axle, right
1.6 (i) (AKL, AEH); 1.8 20V T 4 (i) (ARY, AJQ); 1.8 20V T (i) (APP, AUQ);		6PU 009 106-091	front axle, left
1.8 20V (i) (AGN, APG); 1.8 T Cupra R (i) (AMK); 1.8 T Cupra R (i) (BAM);		6PU 009 106-181	rear axle both sides
1.9 SDI (i) (AQM); 1.9 TDI Syncro (i) (ARL); 1.9 TDI (i) (ALH, AGR);			
1.9 TDI (i) (ARL); 1.9 TDI (i) (ASV, AHF); 1.9 TDI (i) (ASZ);			
2.8 Cupra 4 (i) (AUE)			



Sensors, Wheel Speed (ABS)

Seat - Skoda



Manufacturer Model Vehicle type	Model year	Part no.	Note
Seat			
Toledo I (1L)		01/91-03/99	
1.6 i (1F); 1.6 i (1F, EZ, ABN); 1.6 i (AFT); 1.8 16V (KR); 1.8 16V (PL); 1.8 i (ABS, ADZ); 1.8 i (RP); 1.9 D (1Y); 1.9 SDI (1Y); 1.9 TD (AAZ); 1.9 TDI (1Z, AHU); 1.9 TDI (AFN); 2.0 i 16V (ABF); 2.0 i (2E, AGG)		6PU 009 106-071	from chassis no. 1L-ZD247 299, front axle, right
		6PU 009 106-091	from chassis no. 1L-ZD247 299, front axle, left
1.6 i (1F); 1.6 i (1F, EZ, ABN); 1.6 i (AFT); 1.8 16V (KR); 1.8 16V (PL); 1.8 i (ABS, ADZ); 1.8 i (RP); 1.9 D (1Y); 1.9 SDI (1Y); 1.9 TD (AAZ); 1.9 TDI (1Z, AHU); 1.9 TDI (AFN); 2.0 i 16V (ABF); 2.0 i (2E, AGG)		6PU 009 106-471	up to chassis no. 1LZD247 298, front axle both sides
1.6 i (1F); 1.6 i (1F, EZ, ABN); 1.6 i (AFT); 1.8 16V (KR); 1.8 16V (PL); 1.8 i (ABS, ADZ); 1.8 i (RP); 1.9 D (1Y); 1.9 SDI (1Y); 1.9 TD (AAZ); 1.9 TDI (1Z, AHU); 1.9 TDI (AFN); 2.0 i 16V (ABF); 2.0 i (2E, AGG)		6PU 009 106-481	up to chassis no. 1L-ZR054 453, rear axle both sides
Toledo II (1M2)		04/99-05/06	
1.4 16V (AHW, AXP); 1.6 16V (AUS, AZD, BCB); 1.6 (AEH, AKL); 1.8 20V (AGN, APG); 1.8 20VT (AUQ); 1.9 SDI (AQM); 1.9 TDI (AGR, ALH); 1.9 TDI (AHF, ASV); 1.9 TDI (ARL); 1.9 TDI (ASZ); 2.3 V5 20V (AQN); 2.3 V5 (AGZ)		6PU 009 106-071	front axle, right
		6PU 009 106-091	front axle, left
		6PU 009 106-181	rear axle both sides
Toledo III (5P2)		10/04-	
1.6 (BGU, BSE, BSF, CCSA); 1.9 TDI (BJB, BKC, BXE, BLS); 2.0 FSI (BLR, BLY, BVY, BVZ); 2.0 TDI 16V (BKD)		6PU 009 106-751	front axle, left
1.6 (BGU, BSE, BSF, CCSA); 1.9 TDI (BJB, BKC, BXE, BLS); 2.0 FSI (BLR, BLY, BVY, BVZ); 2.0 TDI 16V (BKD)		6PU 009 106-761	front axle, right
1.6 (BGU, BSE, BSF, CCSA); 1.9 TDI (BJB, BKC, BXE, BLS); 2.0 FSI (BLR, BLY, BVY, BVZ); 2.0 TDI 16V (BKD)		6PU 010 039-131	rear axle, left
		6PU 010 039-141	rear axle, right
Skoda			
Fabia (6Y2)		08/99-	
1.0 (ARV, ATY, AQV); 1.2 (AWY, BMD); 1.2 (AZQ, BME); 1.4 16V (AUA, BBY, BKY); 1.4 16V (AUB, BBZ); 1.4 TDI (AMF); 1.4 TDI (BNM); 1.4 TDI (BNV); 1.4 (ATZ, AME, AQW); 1.4 (AZE, AZF); 1.9 SDI (ASY); 1.9 TDI RS (ASZ, BLT); 1.9 TDI (ATD, AXR); 2.0 (AQY, AZL)		6PU 009 106-791	front axle, left
		6PU 009 106-801	front axle, right
		6PU 009 106-991	rear axle, left
		6PU 010 039-001	rear axle, right
Fabia Saloon (6Y3)		10/99-	
1.0 (AQV, ARV); 1.2 (AWY, BMD); 1.2 (AZQ, BME); 1.4 16V (AUA, BBY, BKY); 1.4 16V (AUB, BBZ); 1.4 16V (BUD); 1.4 TDI (AMF); 1.4 TDI (BNM); 1.4 TDI (BNV); 1.4 (AME, AQW); 1.4 (AZE, AZF); 1.9 SDI (ASY); 1.9 TDI (ATD, AXR); 2.0 (AZL)		6PU 009 106-791	front axle, left
		6PU 009 106-801	front axle, right
		6PU 009 106-991	rear axle, left
		6PU 010 039-001	rear axle, right
Fabia Combi (6Y5)		04/00-	
1.0 (ARV); 1.2 (AWY, BMD); 1.2 (AZQ, BME); 1.4 16V (AUA, BBY, BKY); 1.4 16V (AUB, BBZ); 1.4 16V (BUD); 1.4 TDI (AMF); 1.4 TDI (BNM); 1.4 TDI (BNV); 1.4 (AME, AQW, ATZ); 1.4 (AZE, AZF); 1.9 SDI (ASY); 1.9 TDI (ATD, AXR); 2.0 (AZL)		6PU 009 106-791	front axle, left
		6PU 009 106-801	front axle, right
		6PU 009 106-991	rear axle, left
		6PU 010 039-001	rear axle, right
Fabia Praktik		04/02-	
1.2 (AWY, BMD); 1.2 (AZQ, BME); 1.4 TDI (BNM); 1.4 (AME, AQW, ATZ); 1.9 SDI (ASY)		6PU 009 106-791	front axle, left
		6PU 009 106-801	front axle, right
		6PU 009 106-991	rear axle, left
		6PU 010 039-001	rear axle, right
Fabia		12/06-	
1.2 (BBM); 1.2 (BZG, CEVA); 1.4 TDI (BMS, BNV); 1.4 TDI (BNM); 1.4 (BXW); 1.6 (BTS); 1.9 TDI (BLS, BSW)		6PU 009 106-791	front axle, left
		6PU 009 106-801	front axle, right
		6PU 009 106-991	rear axle, left
		6PU 010 039-001	rear axle, right
Felicia I Fun (797)		06/97-	
1.3 (135B, 135M); 1.3 (136B, 136M); 1.6 (AEE); 1.9 D (AEF)		6PU 009 106-181	rear axle both sides
Octavia (1U2)		09/96-	
1.4 16V (AXP, BCA); 1.4 (AMD); 1.6 (AEE); 1.6 (AEH, AKL); 1.6 (AVU, BFQ); 1.8 T (ARZ, AGU, ARX, AUM); 1.8 (AGN); 1.9 TDI (ASZ); 2.0 (AQY, APK, AZH, AEG); RS 1.8 T (AUQ)		6PU 009 106-071	front axle, right
		6PU 009 106-091	front axle, left
		6PU 009 106-181	rear axle both sides
1.8 T 4x4 (AGU, AUM, ARX)		6PU 009 106-071	front axle, right
		6PU 009 106-091	front axle, left
		6PU 009 106-741	rear axle both sides



Sensors, Wheel Speed (ABS)

Skoda - Volkswagen



Manufacturer Model Vehicle type	Model year	Part no.	Note
Skoda			
Octavia (1U2)		09/96-	
1.9 SDI (ALH, AGR); 1.9 TDI (ALH, AGR); 1.9 TDI (ASV, AHF)		6PU 009 106-071	front axle, right
		6PU 009 106-091	front axle, left
1.9 SDI (AGP, AQM); 1.9 TDI (ALH, AGR); 1.9 TDI (ASV, AHF)		6PU 009 106-181	rear axle both sides
Octavia Combi (1U5)		07/98-	
1.4 16V (AXP, BCA); 1.6 (AEE); 1.6 (AEH, AKL); 1.6 (AVU, BFQ);		6PU 009 106-071	front axle, right
1.8 20V (AGN); 1.8 T (AGU, ARZ, ARX, AUM); 1.9 SDI (AGP, AQM);		6PU 009 106-091	front axle, left
1.9 TDI (ALH, AGR); 1.9 TDI (ASV, AHF); 2.0 4x4 (ATF);			
2.0 (APK, AQY, AZH, AEG, AZJ)			
1.8 T 4x4 (ARX, AGU, AUM); 1.9 TDI 4x4 (AGR); 1.9 TDI 4x4 (ATD);		6PU 009 106-071	front axle, right
2.0 4x4 (AEG, AQY, AZH, AZJ)		6PU 009 106-091	front axle, left
		6PU 009 106-741	rear axle both sides
1.9 TDI (ASZ); RS 1.8 T (AUQ)		6PU 009 106-071	front axle, right
		6PU 009 106-091	front axle, left
		6PU 009 106-181	rear axle both sides
1.4 16V (AXP, BCA); 1.6 (AEE); 1.6 (AEH, AKL); 1.6 (AVU, BFQ);		6PU 009 106-181	rear axle both sides
1.8 20V (AGN); 1.8 T (AGU, ARZ, ARX, AUM); 1.9 SDI (AGP, AQM);			
1.9 TDI (ALH, AGR); 1.9 TDI (ASV, AHF); 2.0 4x4 (ATF);			
2.0 (APK, AQY, AZH, AEG, AZJ)			
Octavia (1Z3)		02/04-	
1.4 (BCA); 1.4 (BUD); 1.6 FSI (BLF); 1.6 (BGU, BSE, BSF, CCSA);		6PU 009 106-751	front axle, left
1.9 TDI (BKC, BJB, BXE, BLS); 2.0 FSI (BLR, BLY, BVX, BVY, BVZ);			
2.0 RS (BWA); 2.0 TDI 16V (BKD); 2.0 TDI (BMM)			
1.4 (BCA); 1.4 (BUD); 1.6 FSI (BLF); 1.6 (BGU, BSE, BSF, CCSA);		6PU 009 106-761	front axle, right
1.9 TDI (BKC, BJB, BXE, BLS); 2.0 FSI (BLR, BLY, BVX, BVY, BVZ);			
2.0 RS (BWA); 2.0 TDI 16V (BKD); 2.0 TDI (BMM)			
1.4 (BCA); 1.4 (BUD); 1.6 FSI (BLF); 1.6 (BGU, BSE, BSF, CCSA);		6PU 010 039-131	rear axle, left
1.9 TDI (BKC, BJB, BXE, BLS); 2.0 FSI (BLR, BLY, BVX, BVY, BVZ);		6PU 010 039-141	rear axle, right
2.0 RS (BWA); 2.0 TDI 16V (BKD); 2.0 TDI (BMM)			
Octavia Combi (1Z5)		02/04-	
1.6 FSI (BLF); 1.6 (BGU, BSE, BSF, CCSA);		6PU 009 106-751	front axle, left
1.9 TDI 4x4 (BKC, BXE, BLS); 1.9 TDI (BKC, BJB, BXE, BLS);			
2.0 FSI 4x4 (BLX, BLY, BVX); 2.0 FSI (BLR, BLY, BVX, BVY, BVZ);			
2.0 RS (BWA); 2.0 TDI 4x4 (BMM); 2.0 TDI 16V (BKD);			
2.0 TDI (BMM)			
1.9 TDI 4x4 (BKC, BXE, BLS); 2.0 FSI 4x4 (BLX, BLY, BVX);		6PU 009 106-751	rear axle, left
2.0 TDI 4x4 (BMM)			
1.6 FSI (BLF); 1.6 (BGU, BSE, BSF, CCSA);		6PU 009 106-761	front axle, right
1.9 TDI 4x4 (BKC, BXE, BLS); 1.9 TDI (BKC, BJB, BXE, BLS);			
2.0 FSI 4x4 (BLX, BLY, BVX); 2.0 FSI (BLR, BLY, BVX, BVY, BVZ);			
2.0 RS (BWA); 2.0 TDI 4x4 (BMM); 2.0 TDI 16V (BKD);			
2.0 TDI (BMM)			
1.9 TDI 4x4 (BKC, BXE, BLS); 2.0 FSI 4x4 (BLX, BLY, BVX);		6PU 009 106-761	rear axle, right
2.0 TDI 4x4 (BMM)			
1.6 FSI (BLF); 1.6 (BGU, BSE, BSF, CCSA);		6PU 010 039-131	rear axle, left
1.9 TDI (BKC, BJB, BXE, BLS); 2.0 FSI (BLR, BLY, BVX, BVY, BVZ);		6PU 010 039-141	rear axle, right
2.0 RS (BWA); 2.0 TDI 16V (BKD); 2.0 TDI (BMM)			
Roomster (5J)		05/06-	
1.2 (BME); 1.4 TDI (BMS, BNV); 1.4 TDI (BNM); 1.4 (BXW);		6PU 009 106-791	front axle, left
1.6 (BTS); 1.9 TDI (BLS, BSW)		6PU 009 106-801	front axle, right
Volkswagen			
Bora (1J2)		10/98-07/05	
1.4 16V (AHW, AKQ, APE, AXP, BCA);		6PU 009 106-071	front axle, right
1.6 16V (AUS, AZD, ATN, BCB); 1.6 FSI (BAD);		6PU 009 106-091	front axle, left
1.6 (AEH, AKL, APF); 1.6 (AVU, BFQ, BJH);			
1.8 T (AGU, ARX, AUM, BAE); 1.8 (AGN, BAF);			
1.9 SDI (AQM, AGP); 1.9 TDI (AHF, ASV); 1.9 TDI (AJM, AUJ);			
1.9 TDI (ALH, AGR); 1.9 TDI (ARL); 1.9 TDI (ASZ);			
1.9 TDI (ATD, AXR); 2.0 (APK, AQY, AZG, AZH, AZJ); 2.3 V5 (AGZ);			
2.3 V5 (AQN)			
1.8 4motion (AGN); 1.9 TDI 4motion (AGR);		6PU 009 106-071	front axle, right
1.9 TDI 4motion (AJM, AUJ); 1.9 TDI 4motion (ARL);		6PU 009 106-091	front axle, left
1.9 TDI 4motion (ASZ); 1.9 TDI 4motion (ATD);		6PU 009 106-741	rear axle both sides
2.0 4motion (AZH, AZJ); 2.3 V5 4motion (AGZ);			
2.3 V5 4motion (AQN); 2.8 V6 4motion (AQP, AUE, BDE)			



Sensors, Wheel Speed (ABS)

Volkswagen



Manufacturer Model Vehicle type	Model year	Part no.	Note
Volkswagen			
Bora (1J2)		10/98-07/05	
1.4 16V (1J2AHW, AKQ, APE, AXP, BCA); 1.6 16V (1J2AUS, AZD, ATN, BCB); 1.6 FSI (1J2BAD); 1.6 (1J2AEH, AKL, APF); 1.6 (1J2AVU, BFQ, BJH); 1.8 T (1J2AGU, ARX, AUM, BAE); 1.8 (1J2AGN, BAF); 1.9 SDI (1J2AQM, AGP); 1.9 TDI (1J2AHF, ASV); 1.9 TDI (1J2AJM, AUY); 1.9 TDI (1J2ALH, AGR); 1.9 TDI (1J2ARL); 1.9 TDI (1J2ASZ); 1.9 TDI (1J2ATD, AXR); 2.0 (1J2APK, AQY, AZG, AZH, AZJ); 2.3 V5 (1J2AGZ); 2.3 V5 (1J2AQN)	6PU 009 106-181	rear axle both sides	
1.8 4motion (1J2ARX)		6PU 009 106-741	rear axle both sides
Bora Estate (1J6)		05/99-05/05	
1.6 16V (1J6AUS, AZD, ATN, BCB); 1.6 FSI (1J6BAD); 1.6 (1J6AEH, AKL, APF); 1.6 (1J6AVU, BFQ); 1.8 T (1J6AGU, ARX, AUM); 1.9 TDI (1J6AGR); 1.9 TDI (1J6AHF, ASV); 1.9 TDI (1J6AJM, AUY); 1.9 TDI (1J6ARL); 1.9 TDI (1J6ASZ); 1.9 TDI (1J6ATD, AXR); 2.0 (1J6AQY, APK, AZG, AZH, AZJ); 2.3 V5 (1J6AGZ); 2.3 V5 (1J6AQN)		6PU 009 106-071	front axle, right
		6PU 009 106-091	front axle, left
1.8 4motion (1J6AGN); 1.9 TDI 4motion (1J6AJM, AUY); 1.9 TDI 4motion (1J6ARL); 1.9 TDI 4motion (1J6ASZ); 1.9 TDI 4motion (1J6ATD); 2.0 4motion (1J6AZH, AZJ); 2.3 V5 4motion (1J6AGZ); 2.3 V5 4motion (1J6AQN); 2.8 V6 4motion (1J6AQP, AUE, BDE)		6PU 009 106-071	front axle, right
		6PU 009 106-091	front axle, left
		6PU 009 106-741	rear axle both sides
1.6 16V (1J6AUS, AZD, ATN, BCB); 1.6 FSI (1J6BAD); 1.6 (1J6AEH, AKL, APF); 1.6 (1J6AVU, BFQ); 1.8 T (1J6AGU, ARX, AUM); 1.9 TDI (1J6AGR); 1.9 TDI (1J6AHF, ASV); 1.9 TDI (1J6AJM, AUY); 1.9 TDI (1J6ARL); 1.9 TDI (1J6ASZ); 1.9 TDI (1J6ATD, AXR); 2.0 (1J6AQY, APK, AZG, AZH, AZJ); 2.3 V5 (1J6AGZ); 2.3 V5 (1J6AQN)		6PU 009 106-181	rear axle both sides
Caddy II Box (9K9A)		11/95-01/04	
1.4 (9K9AUA); 1.7 SDI (9K9AHB); 1.9 D (9K91Y); 1.9 SDI (9K9AEY, AYQ); 1.9 TDI (9K9AHU, 1Z, ALH); 60 1.4 (9K9AEX, APQ, AUD); 75 1.6 (9K9AEE)		6PU 009 106-071	front axle, right
		6PU 009 106-091	front axle, left
Caddy II Pick-up (9U7)		06/96-12/00	
1.6 (9U7AEE, 01/99->12/00); 1.9 D (9U7AEF, 01/99->12/00)		6PU 009 106-181	rear axle both sides
Caddy III Kombi (2KB, 2KJ)		03/04-	
1.4 16V (2KBUD); 1.4 (2KBCA); 1.6 (2KBGU, BSE, BSF); 1.6 (2KBRY); 1.9 TDI (2KBJB, BLS); 1.9 TDI (2KBSU); 2.0 EcoFuel (2KBSX); 2.0 SDI (2KBDJ, BST)		6PU 009 106-751	front axle, left
1.4 16V (2KBUD); 1.4 (2KBCA); 1.6 (2KBGU, BSE, BSF); 1.6 (2KBRY); 1.9 TDI (2KBJB, BLS); 1.9 TDI (2KBSU); 2.0 EcoFuel (2KBSX); 2.0 SDI (2KBDJ, BST)		6PU 009 106-761	front axle, right
1.4 16V (2KBUD); 1.4 (2KBCA); 1.6 (2KBGU, BSE, BSF); 1.6 (2KBRY); 1.9 TDI (2KBJB, BLS); 1.9 TDI (2KBSU); 2.0 EcoFuel (2KBSX); 2.0 SDI (2KBDJ, BST)		6PU 010 039-151	rear axle both sides
Caddy III Box (2KA, 2KH)		03/04-	
1.4 16V (2KBUD); 1.4 (2KBCA); 1.6 (2KBGU, BSE, BSF); 1.9 TDI (2KBJB, BLS); 2.0 EcoFuel (2KBSX); 2.0 SDI (2KBDJ, BST)		6PU 009 106-751	front axle, left
1.4 16V (2KBUD); 1.4 (2KBCA); 1.6 (2KBGU, BSE, BSF); 1.9 TDI (2KBJB, BLS); 2.0 EcoFuel (2KBSX); 2.0 SDI (2KBDJ, BST)		6PU 009 106-761	front axle, right
1.4 16V (2KBUD); 1.4 (2KBCA); 1.6 (2KBGU, BSE, BSF); 1.9 TDI (2KBJB, BLS); 2.0 EcoFuel (2KBSX); 2.0 SDI (2KBDJ, BST)		6PU 010 039-151	rear axle both sides
Corrado (53I)		08/87-12/95	
1.8 16V (53IKR); 1.8 G60 (53IPG); 2.0 i 16V (53I9A); 2.0 i (53I2E, ADY); 2.9 VR6 (53IABV)		6PU 009 106-071	from chassis no. 50-N-000 001, front axle, right
		6PU 009 106-091	from chassis no. 50-N-000 001, front axle, left
1.8 16V (53IKR); 1.8 G60 (53IPG); 2.0 i 16V (53I9A); 2.0 i (53I2E, ADY); 2.9 VR6 (53IABV)		6PU 009 106-471	up to chassis no. 50-M-035 000, front axle both sides
1.8 16V (53IKR); 1.8 G60 (53IPG); 2.0 i 16V (53I9A); 2.0 i (53I2E, ADY); 2.9 VR6 (53IABV)		6PU 009 106-481	from chassis no. 50-M-000 001, up to chassis no. 50-R-003 690, rear axle both sides
1.8 G60 (53IPG); 2.0 i 16V (53I9A); 2.0 i (53I2E, ADY); 2.9 VR6 (53IABV)		6PU 009 106-491	from chassis no. 50-R-003 691, rear axle both sides
Eos		03/06-	
1.6 FSI (EosBLF); 2.0 FSI (EosBVY, BVZ); 2.0 TDI (EosBMM); 2.0 TFSI (EosBWA); 3.2 V6 (EosBUB)		6PU 009 106-751	front axle, left
1.6 FSI (EosBLF); 2.0 FSI (EosBVY, BVZ); 2.0 TDI (EosBMM); 2.0 TFSI (EosBWA); 3.2 V6 (EosBUB)		6PU 009 106-761	front axle, right
1.6 FSI (EosBLF); 2.0 FSI (EosBVY, BVZ); 2.0 TDI (EosBMM); 2.0 TFSI (EosBWA); 3.2 V6 (EosBUB)		6PU 010 039-131	rear axle, left
		6PU 010 039-141	rear axle, right



Sensors, Wheel Speed (ABS) Volkswagen



Manufacturer Model Vehicle type	Model year	Part no.	Note
Volkswagen			
Fox (5Z1)		10/03-	
1.2 (BMD); 1.4 TDI (BNM); 1.4 (BKR)		6PU 009 106-791	front axle, left
		6PU 009 106-801	front axle, right
		6PU 009 106-991	rear axle, left
		6PU 010 039-001	rear axle, right
Golf II (19E, 1G1)		08/83-12/92	
1.0 (HZ); 1.3 KAT (MH, NZ, 2G); 1.3 (HK, MH); 1.3 (NU); 1.6 D; 1.6 D (JP, ME); 1.6 TD (1V); 1.6 TD (JR, MF); 1.6 TD (RA, SB); 1.6 (EZ, HM, ABN); 1.6 (PN); 1.6 (RF); 1.8 Syncro (1P); 1.8 Syncro (GX, GU); 1.8 GTI 16V (KR); 1.8 GTI 16V (PL); 1.8 GTI G60 Syncro (1H, PG); 1.8 GTI G60 (PG); 1.8 GTI KAT (PF); 1.8 GTI (EV, PB, GZ, DX); 1.8 GTI (RD); 1.8 i KAT (RP, GX); 1.8 i Syncro KAT (RP); 1.8 (GX, GU, HV); 1.8 (RH)		6PU 009 106-471	from chassis no. 1-H-000 001, front axle both sides
1.0 (HZ); 1.3 KAT (MH, NZ, 2G); 1.6 D; 1.6 D (JP, ME); 1.6 TD (1V); 1.6 TD (JR, MF); 1.6 TD (RA, SB); 1.6 (EZ, HM, ABN); 1.6 (PN); 1.6 (RF); 1.8 Syncro (1P); 1.8 Syncro (GX, GU); 1.8 GTI 16V (PL); 1.8 GTI G60 Syncro (1H, PG); 1.8 GTI G60 (PG); 1.8 GTI KAT (PF); 1.8 GTI (EV, PB, GZ, DX); 1.8 i KAT (RP, GX); 1.8 i Syncro KAT (RP); 1.8 (GX, GU, HV)		6PU 009 106-481	from chassis no. 1G-M-000 001, rear axle both sides
Golf III (1H1)		08/91-09/97	
1.4 (ABD, AEX); 1.4 (AEX, ABD); 1.6 (ABU, AEA, AEE); 1.6 (AEK, AFT, AKS); 1.8 Syncro (1HX1) (ABS, ADZ); 1.8 (AAM); 1.8 (ABS, ADZ, ACC); 1.9 D (1Y); 1.9 SDI (AEY); 1.9 TD, GTD (AAZ); 1.9 TDI Syncro (1HX1) (1Z, AHU, ALE); 1.9 TDI (1Z, AHU, ALE); 1.9 TDI (AFN); 2.0 Syncro (1HX1) (AGG); 2.0 GTI 16V (ABF); 2.0 (2E, ADY, AGG, AKR); 2.8 VR6 (AAA); 2.9 VR6 Syncro (1HX1) (ABV); Citystromer		6PU 009 106-071	front axle, right
		6PU 009 106-091	front axle, left
1.4 (ABD, AEX); 1.4 (AEX, ABD); 1.6 (ABU, AEA, AEE); 1.8 (AAM); 1.8 (ABS, ADZ, ACC); 1.9 D (1Y); 1.9 TD, GTD (AAZ); 1.9 TDI (1Z, AHU, ALE); 2.0 GTI 16V (ABF); 2.0 (2E, ADY, AGG, AKR); 2.8 VR6 (AAA); Citystromer		6PU 009 106-491	up to chassis no. 1H-SB088 704, 1H-SP352 189, 1H-SW385 334, rear axle both sides
1.4 (ABD, AEX); 1.4 (AEX, ABD); 1.6 (ABU, AEA, AEE); 1.8 (AAM); 1.8 (ABS, ADZ, ACC); 1.9 D (1Y); 1.9 SDI (AEY); 1.9 TD, GTD (AAZ); 1.9 TDI (1Z, AHU, ALE); 1.9 TDI (AFN); 2.0 GL (AEP); 2.0 GTI 16V (ABF); 2.0 (2E, ADY, AGG, AKR); 2.8 VR6 (AAA); Citystromer		6PU 010 039-321	from chassis no. 1H-SB088 707, 1H-SP352 190, 1H-SW385 335, rear axle both sides
Golf III Estate (1H5)		07/93-04/99	
1.4 (ABD); 1.4 (ABD, AEX, APQ); 1.6 (AEK, AFT, AKS); 1.8 Syncro (ADZ); 1.8 (AAM, ANN); 1.8 (ABS, ADZ, ANP); 1.9 D (1Y); 1.9 SDI (AEY); 1.9 TD (AAZ); 1.9 TDI Syncro (1Z, AHU); 1.9 TDI (1Z, AHU, ALE); 1.9 TDI (AFN); 2.0 Syncro (AGG); 2.0 (2E, ADY, AGG, AKR); 2.9 VR6 Syncro (ABV); 2.9 VR6 (ABV)		6PU 009 106-071	front axle, right
		6PU 009 106-091	front axle, left
1.4 (ABD); 1.4 (ABD, AEX, APQ); 1.6 (ABU, AEA, AEE); 1.6 (AEK, AFT, AKS); 1.8 (AAM, ANN); 1.8 (ABS, ADZ, ANP); 1.9 D (1Y); 1.9 TD (AAZ); 1.9 TDI (1Z, AHU, ALE); 2.0 (2E, ADY, AGG, AKR); 2.9 VR6 (ABV)		6PU 009 106-491	up to chassis no. 1H-SB088 704, 1H-SP352 189, 1H-SW385 334, rear axle both sides
1.4 (ABD); 1.4 (ABD, AEX, APQ); 1.6 (ABU, AEA, AEE); 1.6 (AEK, AFT, AKS); 1.8 (AAM, ANN); 1.8 (ABS, ADZ, ANP); 1.9 D (1Y); 1.9 SDI (AEY); 1.9 TD (AAZ); 1.9 TDI (1Z, AHU, ALE); 1.9 TDI (AFN); 2.0 (2E, ADY, AGG, AKR); 2.0 (AEP); 2.9 VR6 (ABV)		6PU 010 039-321	from chassis no. 1H-SB088 707, 1H-SP352 190, 1H-SW385 335, rear axle both sides
Golf III Convertible (1E7)		07/93-05/98	
1.6 (AEK, AFT, AKS); 1.8 (AAM); 1.8 (ABS, ADZ); 1.9 TDI (1Z, AHU); 1.9 TDI (AFN); 2.0 (2E, ADY, AGG, AKR)		6PU 009 106-071	front axle, right
		6PU 009 106-091	front axle, left
1.6 (AEK, AFT, AKS); 1.8 (AAM); 1.8 (ABS, ADZ); 2.0 (2E, ADY, AGG, AKR)		6PU 009 106-491	up to chassis no. 1E-S-021 847, rear axle both sides
1.6 (AEK, AFT, AKS, 02/95->05/98); 1.8 (AAM, 02/95->05/98); 1.8 (ABS, ADZ, 02/95->05/98); 1.9 TDI (1Z, AHU); 1.9 TDI (AFN); 2.0 (2E, ADY, AGG, AKR, 02/95->05/98)		6PU 010 039-321	from chassis no. 1E-S-021 848, rear axle both sides
Golf IV (1J1)		08/97-06/05	
1.8 4motion (AGN); 1.9 TDI 4motion (AGR, ALH); 1.9 TDI 4motion (AJM, AUJ); 1.9 TDI 4motion (ARL); 1.9 TDI 4motion (ASZ); 1.9 TDI 4motion (ATD); 2.0 4motion (AZH, AZJ); 2.3 V5 4motion (AGZ); 2.3 V5 4motion (AQN); 2.8 V6 4motion (AQP, AUE, BDE)		6PU 009 106-071	front axle, right
		6PU 009 106-091	front axle, left
		6PU 009 106-741	rear axle both sides



Sensors, Wheel Speed (ABS)

Volkswagen



Manufacturer Model Vehicle type	Model year	Part no.	Note
Volkswagen			
Golf IV (1J1)		08/97-06/05	
1.4 16V (AWH, AKQ, AXP, APE, BCA); 1.6 16V (ATN, AUS, AZD, BCB); 1.6 FSI (BAD); 1.6 (AEH, AKL, APF); 1.6 (AVU, BFQ, BJH); 1.8 T GTI (AUQ); 1.8 T (AGU, AUM, ARZ); 1.8 (AGN, BAF); 1.9 SDI (AGP, AQM); 1.9 TDI (AGR, ALH); 1.9 TDI (AHF, ASV); 1.9 TDI (AJM, AUY); 1.9 TDI (ARL); 1.9 TDI (ASZ); 1.9 TDI (ATD, AXR); 2.0 (APK, AQY, AZJ, AZG); 2.3 V5 (AGZ); 2.3 V5 (AQN)	6PU 009 106-071 6PU 009 106-091	front axle, right front axle, left	
1.4 16V (AWH, AKQ, AXP, APE, BCA); 1.6 16V (ATN, AUS, AZD, BCB); 1.6 FSI (BAD); 1.6 (AEH, AKL, APF); 1.6 (AVU, BFQ, BJH); 1.8 T GTI (AUQ); 1.8 T (AGU, AUM, ARZ); 1.8 (AGN, BAF); 1.9 SDI (AGP, AQM); 1.9 TDI (AGR, ALH); 1.9 TDI (AHF, ASV); 1.9 TDI (AJM, AUY); 1.9 TDI (ARL); 1.9 TDI (ASZ); 1.9 TDI (ATD, AXR); 2.0 (APK, AQY, AZJ, AZG); 2.3 V5 (AGZ); 2.3 V5 (AQN)	6PU 009 106-181	rear axle both sides	
3.2 R32 4motion (BFH, BML)	6PU 009 106-741	rear axle both sides	
Golf IV Estate (1J5)		05/99-	
1.4 16V (AWH, AKQ, AXP, APE, BCA); 1.6 16V (AZD, AUS, ATN, BCB); 1.6 FSI (BAD); 1.6 (AEH, AKL, APF); 1.6 (AVU); 1.8 T (AGU, AUM); 1.9 SDI (AGP, AQM); 1.9 TDI (AGR, ALH); 1.9 TDI (AHF, ASV); 1.9 TDI (AJM, AUY); 1.9 TDI (ASZ); 1.9 TDI (ATD, AXR); 2.0 Bi-Fuel (BEH); 2.0 (APK, AQY, AZJ); 2.3 V5 (AGZ)	6PU 009 106-071 6PU 009 106-091	front axle, right front axle, left	
1.8 4motion (AGN); 1.9 TDI 4motion (AGR, ALH); 1.9 TDI 4motion (AJM); 1.9 TDI 4motion (ASZ); 1.9 TDI 4motion (ATD); 2.0 4motion (AZH, AZJ); 2.3 V5 4motion (AGZ); 2.8 V6 4motion (AQP, AUE, BDE)	6PU 009 106-071 6PU 009 106-091 6PU 009 106-741	front axle, right front axle, left rear axle both sides	
1.4 16V (AWH, AKQ, AXP, APE, BCA); 1.6 16V (AZD, AUS, ATN, BCB); 1.6 FSI (BAD); 1.6 (AEH, AKL, APF); 1.6 (AVU); 1.8 T (AGU, AUM); 1.9 SDI (AGP, AQM); 1.9 TDI (AGR, ALH); 1.9 TDI (AHF, ASV); 1.9 TDI (AJM, AUY); 1.9 TDI (ASZ); 1.9 TDI (ATD, AXR); 2.0 Bi-Fuel (BEH); 2.0 (APK, AQY, AZJ); 2.3 V5 (AGZ)	6PU 009 106-181	rear axle both sides	
2.3 V5 4motion (AQN)	6PU 009 106-741	rear axle both sides	
Golf IV Convertible (1E7)		06/98-06/02	
1.6 (AKS, AFT); 1.8 (AAM, ANN); 1.8 (ADZ, ANP); 1.9 TDI (AFN, AVG); 1.9 TDI (ALE, AHU); 2.0 (AGG, AKR, AWF, AWG, ATU)	6PU 009 106-071 6PU 009 106-091 6PU 010 039-321	front axle, right front axle, left rear axle both sides	
Golf V (1K1)		10/03-	
1.4 16V (BCA); 1.4 16V (BUD); 1.4 FSI (BKG, BLN); 1.4 TSI (BLG); 1.4 TSI (BMY); 1.6 FSI (BAG, BLF, BLP); 1.6 (BGU, BSE, BSF); 1.9 TDI 4motion (BKC, BLS, BXE); 1.9 TDI (BKC, BLS, BXE); 1.9 TDI (BRU, BXF, BXJ); 2.0 FSI 4motion (BLX, BVX); 2.0 FSI (AXW, BLR, BLX, BLY, BVX, BVY, BVZ); 2.0 GTD (BMN); 2.0 GTI (AXX, BWA, BPY); 2.0 GTI (BYD); 2.0 SDI (BDK); 2.0 TDI 4motion (BMM); 2.0 TDI 16V 4motion (BKD); 2.0 TDI 16V (BKD); 2.0 TDI (AZV); 2.0 TDI (BMM); 3.2 R32 4motion (BUB, CBR)	6PU 009 106-751	front axle, left	
1.9 TDI 4motion (BKC, BLS, BXE); 2.0 FSI 4motion (BLX, BVX); 2.0 TDI 4motion (BMM); 2.0 TDI 16V 4motion (BKD); 3.2 R32 4motion (BUB, CBR)	6PU 009 106-751	rear axle, left	
1.4 16V (BCA); 1.4 16V (BUD); 1.4 FSI (BKG, BLN); 1.4 TSI (BLG); 1.4 TSI (BMY); 1.6 FSI (BAG, BLF, BLP); 1.6 (BGU, BSE, BSF); 1.9 TDI 4motion (BKC, BLS, BXE); 1.9 TDI (BKC, BLS, BXE); 1.9 TDI (BRU, BXF, BXJ); 2.0 FSI 4motion (BLX, BVX); 2.0 FSI (AXW, BLR, BLX, BLY, BVX, BVY, BVZ); 2.0 GTD (BMN); 2.0 GTI (AXX, BWA, BPY); 2.0 GTI (BYD); 2.0 SDI (BDK); 2.0 TDI 4motion (BMM); 2.0 TDI 16V 4motion (BKD); 2.0 TDI 16V (BKD); 2.0 TDI (AZV); 2.0 TDI (BMM); 3.2 R32 4motion (BUB, CBR)	6PU 009 106-761	front axle, right	
1.4 16V (BCA); 1.4 16V (BUD); 1.4 FSI (BKG, BLN); 1.4 TSI (BLG); 1.4 TSI (BMY); 1.6 FSI (BAG, BLF, BLP); 1.6 (BGU, BSE, BSF); 1.9 TDI (BKC, BLS, BXE); 1.9 TDI (BRU, BXF, BXJ); 2.0 FSI (AXW, BLR, BLX, BLY, BVX, BVY, BVZ); 2.0 GTD (BMN); 2.0 GTI (AXX, BWA, BPY); 2.0 GTI (BYD); 2.0 SDI (BDK); 2.0 TDI 16V (BKD); 2.0 TDI (AZV); 2.0 TDI (BMM)	6PU 010 039-131 6PU 010 039-141	rear axle, left rear axle, right	
Golf V Estate		06/07-	
1.4 TSI (BMY); 1.6 (BSE, BSF, CCSA); 1.9 TDI (BKC, BLS, BXE); 2.0 TDI 16V (BKD, CBDB)	6PU 009 106-751	front axle, left	



Sensors, Wheel Speed (ABS)

Volkswagen



Manufacturer Model Vehicle type	Model year	Part no.	Note
Volkswagen			
GolfV Estate		06/07-	
1.4 TSI (BMY); 1.6 (BSE, BSF, CCSA); 1.9 TDI (BKC, BLS, BXE); 2.0 TDI 16V (BKD, CBDB)		6PU 009 106-761	front axle, right
1.4 TSI (BMY); 1.6 (BSE, BSF, CCSA); 1.9 TDI (BKC, BLS, BXE); 2.0 TDI 16V (BKD, CBDB)		6PU 010 039-131	rear axle, left
		6PU 010 039-141	rear axle, right
Golf V Plus (5M1)		01/05-	
1.4 16V (BCA); 1.4 16V (BUD, CGGA); 1.4 FSI (BLN); 1.4 TSI (BLG); 1.4 TSI (BMY); 1.6 FSI (BLF); 1.6 (BSE, BSF, CCSA); 1.9 TDI (BKC, BLS, BXE); 1.9 TDI (BRU, BXF, BXJ); 2.0 FSI (BLR, BLY, BVY, BVZ); 2.0 TDI 16V (BKD); 2.0 TDI; 2.0 TDI (AZV); 2.0 TDI (BMM)		6PU 009 106-751	front axle, left
1.4 16V (BCA); 1.4 16V (BUD, CGGA); 1.4 FSI (BLN); 1.4 TSI (BLG); 1.4 TSI (BMY); 1.6 FSI (BLF); 1.6 (BSE, BSF, CCSA); 1.9 TDI (BKC, BLS, BXE); 1.9 TDI (BRU, BXF, BXJ); 2.0 FSI (BLR, BLY, BVY, BVZ); 2.0 TDI 16V (BKD); 2.0 TDI; 2.0 TDI (AZV); 2.0 TDI (BMM)		6PU 009 106-761	front axle, right
1.4 16V (BCA); 1.4 16V (BUD, CGGA); 1.4 FSI (BLN); 1.4 TSI (BLG); 1.4 TSI (BMY); 1.6 FSI (BLF); 1.6 (BSE, BSF, CCSA); 1.9 TDI (BKC, BLS, BXE); 1.9 TDI (BRU, BXF, BXJ); 2.0 FSI (BLR, BLY, BVY, BVZ); 2.0 TDI 16V (BKD); 2.0 TDI; 2.0 TDI (AZV); 2.0 TDI (BMM)		6PU 010 039-131	rear axle, left
		6PU 010 039-141	rear axle, right
Jetta II (19E, 1G2)		01/84-12/92	
1.3 KAT (MH, NZ, 2G); 1.3 (HK, MH); 1.6 D (JP, ME); 1.6 TD (1V); 1.6 TD (JR, MF); 1.6 TD (RA, SB); 1.6 (EZ, HM, ABN); 1.6 (PN); 1.6 (RF); 1.8 KAT (PF); 1.8 KAT (RP, GX); 1.8 Syncro (1P); 1.8 Syncro (RP); 1.8 16V (KR); 1.8 16V (PL); 1.8 (EV, PB, GZ); 1.8 (GX, GU, HV); 1.8 (RD); 1.8 (RH)		6PU 009 106-471	from chassis no. 1-H-000 001, front axle both sides
1.3 KAT (MH, NZ, 2G); 1.6 D (JP, ME); 1.6 TD (1V); 1.6 TD (JR, MF); 1.6 TD (RA, SB); 1.6 (EZ, HM, ABN); 1.6 (PN); 1.6 (RF); 1.8 KAT (PF); 1.8 KAT (RP, GX); 1.8 Syncro (1P); 1.8 16V (PL); 1.8 (EV, PB, GZ); 1.8 (GX, GU, HV)		6PU 009 106-481	from chassis no. 1G-M-000 001, rear axle both sides
Jetta III (1K2)		08/05-	
1.4 TSI (BLG); 1.4 TSI (BMY); 1.6 FSI (BLF); 1.6 (BSE, BSF, CCSA); 1.9 TDI (BKC, BLS, BXE); 2.0 FSI (BLR, BLY, BVZ, BVY); 2.0 TDI 16V (BKD); 2.0 TDI (AZV); 2.0 TDI (BMM); 2.0 TDI (BMN); 2.0 TFSI (BWA, BPY, CCTA)		6PU 009 106-751	front axle, left
1.4 TSI (BLG); 1.4 TSI (BMY); 1.6 FSI (BLF); 1.6 (BSE, BSF, CCSA); 1.9 TDI (BKC, BLS, BXE); 2.0 FSI (BLR, BLY, BVZ, BVY); 2.0 TDI 16V (BKD); 2.0 TDI (AZV); 2.0 TDI (BMM); 2.0 TDI (BMN); 2.0 TFSI (BWA, BPY, CCTA)		6PU 009 106-761	front axle, right
1.4 TSI (BLG); 1.4 TSI (BMY); 1.6 FSI (BLF); 1.6 (BSE, BSF, CCSA); 1.9 TDI (BKC, BLS, BXE); 2.0 FSI (BLR, BLY, BVZ, BVY); 2.0 TDI 16V (BKD); 2.0 TDI (AZV); 2.0 TDI (BMM); 2.0 TDI (BMN); 2.0 TFSI (BWA, BPY, CCTA)		6PU 010 039-131	rear axle, left
		6PU 010 039-141	rear axle, right
Lupo (6X1, 6E1)		09/98-07/05	
1.0 (ANV, AHT, ALD, AER, ALL, AUC); 1.4 16V (AFK, ANM, AQQ, AUB); 1.4 16V (AHW, AKQ, APE, AUA, BBY); 1.4 FSI (ARR); 1.4 TDI (AMF); 1.4 (AUD); 1.6 GTI (AVY); 1.7 SDI (AKU)		6PU 009 106-071	front axle, right
1.4 16V (AFK, ANM, AQQ, AUB); 1.4 16V (AHW, AKQ, APE, AUA, BBY); 1.4 FSI (ARR); 1.4 TDI (AMF); 1.4 (AUD); 1.6 GTI (AVY); 1.7 SDI (AKU)		6PU 009 106-091	front axle, left
1.0 (ANV, AHT, ALD, AER, ALL, AUC); 1.4 16V (AFK, ANM, AQQ, AUB); 1.4 16V (AHW, AKQ, APE, AUA, BBY); 1.4 FSI (ARR); 1.4 TDI (AMF); 1.4 (AUD); 1.6 GTI (AVY); 1.7 SDI (AKU)		6PU 009 106-181	rear axle both sides
New Beetle (9C1, 1C1)		01/98-	
1.4 (BCA); 1.6 (AWH); 1.6 (AYD, BFS); 1.8 T (APH, AVC, AWU, AVV, AGU, BKF); 1.9 TDI (ALH); 1.9 TDI (ATD, BEW); 2.0 (AQY, AEG, APK, AZG, BEV, AVH, AZJ, BER, BEJ, BHP, CBPA); 2.3 V5 (AQN); RSI 3.2 (1C9) (AXJ)		6PU 009 106-071	front axle, right
1.8 T (APH, AVC, AWU, AVV, AGU, BKF); 1.9 TDI (ALH); 1.9 TDI (ATD, BEW); 2.0 (AQY, AEG, APK, AZG, BEV, AVH, AZJ, BER, BEJ, BHP, CBPA); 2.3 V5 (AQN); RSI 3.2 (1C9) (AXJ)		6PU 009 106-091	front axle, left
1.4 (BCA); 1.6 (AWH); 1.6 (AYD, BFS); 1.8 T (APH, AVC, AWU, AVV, AGU, BKF); 1.9 TDI (ALH); 1.9 TDI (ATD, BEW); 2.0 (AQY, AEG, APK, AZG, BEV, AVH, AZJ, BER, BEJ, BHP, CBPA); 2.3 V5 (AQN); RSI 3.2 (1C9) (AXJ)		6PU 009 106-181	rear axle both sides



Sensors, Wheel Speed (ABS)

Volkswagen



Manufacturer Model Vehicle type	Model year	Part no.	Note
Volkswagen			
Passat (3A2, 35I) 02/88-10/96			
1.6 (1.6 AEK, AFT); 1.8 G60 Syncro (1.8 PG, 10/93->08/96); 1.8 (1.8 AAM, 10/93->08/96); 1.8 (1.8 ABS, RP, ADZ, 10/93->08/96); 1.9 TD (1.9 AAZ, 10/93->08/96); 1.9 TDI (1.9 1Z); 1.9 TDI (1.9 AFN); 2.0 Syncro (2.0 2E, AGG, ADY, 10/93->08/96); 2.0 16V (2.0 ABF); 2.0 (2.0 2E, ADY, AGG, 10/93->08/96); 2.0 (2.0 AEP); 2.8 VR6 (2.8 AAA, 10/93->08/96)		6PU 009 106-071 6PU 009 106-091	front axle, right front axle, left
1.6 TD (1.6 RA, SB); 1.6 (1.6 1F, EZ); 1.6 (1.6 EZ); 1.8 16V (1.8 KR); 1.8 G60 Syncro (1.8 PG, 08/88->10/93); 1.8 (1.8 AAM, 08/90->10/93); 1.8 (1.8 ABS, RP, ADZ, 02/88->10/93); 1.8 (1.8 PB); 1.8 (1.8 PF); 1.9 D (1.9 1Y); 1.9 TD (1.9 AAZ, 03/91->10/93); 2.0 Syncro (2.0 2E, AGG, ADY, 10/90->10/93); 2.0 16V (2.0 9A); 2.0 (2.0 2E, ADY, AGG, 02/90->10/93); 2.8 VR6 (2.8 AAA, 06/91->10/93)		6PU 009 106-471	front axle both sides
1.6 TD (1.6 RA, SB); 1.6 (1.6 1F, EZ); 1.6 (1.6 AEK, AFT); 1.6 (1.6 EZ); 1.8 16V (1.8 KR); 1.8 G60 Syncro (1.8 PG); 1.8 (1.8 AAM); 1.8 (1.8 ABS, RP, ADZ); 1.8 (1.8 PB); 1.8 (1.8 PF); 1.9 D (1.9 1Y); 1.9 TD (1.9 AAZ); 1.9 TDI (1.9 1Z); 1.9 TDI (1.9 AFN); 2.0 Syncro (2.0 2E, AGG, ADY); 2.0 16V (2.0 9A); 2.0 16V (2.0 ABF); 2.0 (2.0 2E, ADY, AGG); 2.0 (2.0 AEP); 2.8 VR6 (2.8 AAA)		6PU 009 106-481	up to chassis no. 3A-S-300 000, rear axle both sides
1.6 (1.6 AEK, AFT, 07/95->08/96); 1.8 (1.8 AAM, 07/95->08/96); 1.8 (1.8 ABS, RP, ADZ, 07/95->08/96); 1.9 TD (1.9 AAZ, 07/95->08/96); 1.9 TDI (1.9 1Z, 07/95->08/96); 1.9 TDI (1.9 AFN); 2.0 16V (2.0 ABF, 07/95->08/96); 2.0 (2.0 2E, ADY, AGG, 07/95->08/96); 2.0 (2.0 AEP, 07/95->08/96); 2.8 VR6 (2.8 AAA, 07/95->08/96)		6PU 010 039-331	from chassis no. 3A-T-000 001, rear axle both sides
Passat Estate (3A5, 35I) 02/88-06/97			
1.6 (1.6 AEK, AFT); 1.8 G60 Syncro (1.8 PG, 10/93->05/97); 1.8 (1.8 AAM, 10/93->05/97); 1.8 (1.8 ABS, RP, ADZ, 10/93->05/97); 1.9 TD (1.9 AAZ, 10/93->05/97); 1.9 TDI (1.9 1Z, AHU); 1.9 TDI (1.9 AFN); 2.0 Syncro (2.0 2E, ADY, AGG, 10/93->05/97); 2.0 16V (2.0 ABF); 2.0 (2.0 2E, ADY, AGG, 10/93->05/97); 2.0 (2.0 AEP); 2.8 VR6 (2.8 AAA, 10/93->05/97); 2.9 VR6 Syncro (2.9 ABV)		6PU 009 106-071 6PU 009 106-091	front axle, right front axle, left
1.6 TD (1.6 RA, SB); 1.6 (1.6 1F, EZ); 1.6 (1.6 EZ); 1.8 16V (1.8 KR); 1.8 G60 Syncro (1.8 PG, 08/88->10/93); 1.8 (1.8 AAM, 08/90->10/93); 1.8 (1.8 ABS, RP, ADZ, 02/88->10/93); 1.8 (1.8 PB); 1.8 (1.8 PF); 1.9 D (1.9 1Y); 1.9 TD (1.9 AAZ, 03/91->10/93); 2.0 Syncro (2.0 2E, ADY, AGG, 10/90->10/93); 2.0 16V (2.0 9A); 2.0 (2.0 2E, ADY, AGG, 02/90->10/93); 2.8 VR6 (2.8 AAA, 06/91->10/93)		6PU 009 106-471	front axle both sides
1.6 TD (1.6 RA, SB); 1.6 (1.6 1F, EZ); 1.6 (1.6 AEK, AFT); 1.6 (1.6 EZ); 1.8 16V (1.8 KR); 1.8 G60 Syncro (1.8 PG); 1.8 (1.8 AAM); 1.8 (1.8 ABS, RP, ADZ); 1.8 (1.8 PB); 1.8 (1.8 PF); 1.9 D (1.9 1Y); 1.9 TD (1.9 AAZ); 1.9 TDI (1.9 1Z, AHU); 1.9 TDI (1.9 AFN); 2.0 Syncro (2.0 2E, ADY, AGG); 2.0 16V (2.0 9A); 2.0 16V (2.0 ABF); 2.0 (2.0 2E, ADY, AGG); 2.0 (2.0 AEP); 2.8 VR6 (2.8 AAA); 2.9 VR6 Syncro (2.9 ABV)		6PU 009 106-481	up to chassis no. 3A-S-300 000, rear axle both sides
1.6 (1.6 AEK, AFT, 07/95->12/95); 1.8 (1.8 AAM, 07/95->05/97); 1.8 (1.8 ABS, RP, ADZ, 07/95->05/97); 1.9 TD (1.9 AAZ, 07/95->05/97); 1.9 TDI (1.9 1Z, AHU, 07/95->05/97); 1.9 TDI (1.9 AFN); 2.0 16V (2.0 ABF, 07/95->05/97); 2.0 (2.0 2E, ADY, AGG, 07/95->05/97); 2.0 (2.0 AEP, 07/95->08/96); 2.8 VR6 (2.8 AAA, 07/95->05/97)		6PU 010 039-331	from chassis no. 3A-T-000 001, rear axle both sides
Passat (3B2) 08/96-11/00			
1.6 (1.6 AHL, ANA, ARM, ADP); 1.8 Syncro/4motion (1.8 ADR, APT, ARG); 1.8 T (1.8 AEB, ANB, APU); 1.8 (1.8 ADR, APT, ARG); 1.8 (1.8 AFY); 1.9 TDI 4motion (1.9 AJM, ATJ); 1.9 TDI Syncro/4motion (1.9 AFN, AVG); 1.9 TDI (1.9 AFN, AVG); 1.9 TDI (1.9 AHU, AHH); 1.9 TDI (1.9 AJM, ATJ); 1.9 TDI (1.9 AVB); 2.0 4motion (2.0 ASU, AUZ); 2.0 (2.0 ASU, AUZ); 2.3 VR5 Syncro/4motion (2.3 AGZ); 2.3 VR5 (2.3 AGZ); 2.5 TDI Syncro/4motion (2.5 AFB, AKN); 2.5 TDI (2.5 AFB, AKN); 2.8 V6 4motion (2.8 ATX); 2.8 V6 Syncro/4motion (2.8 ACK, ALG, APR, AQD); 2.8 V6 (2.8 ACK, APR, AQD); 2.8 V6 (2.8 AGE); 2.8 V6 (2.8 ATX, BBG)		6PU 009 106-291	up to chassis no. 3B-X-600 000, front axle both sides
Passat Estate (3B5) 05/97-11/00			
1.6 (1.6 AHL, ANA, ARM, ADP); 1.8 Syncro/4motion (1.8 ADR, APT, ARG); 1.8 T (1.8 AEB, ANB, APU); 1.8 (1.8 ADR, APT, ARG); 1.8 (1.8 AFY); 1.9 TDI 4motion (1.9 ATJ); 1.9 TDI Syncro/4motion (1.9 AFN, AVG); 1.9 TDI (1.9 AFN, AVG); 1.9 TDI (1.9 AHU, AHH); 1.9 TDI (1.9 AJM, ATJ); 1.9 TDI (1.9 AVB); 2.0 4motion (2.0 ASU, AUZ); 2.0 (2.0 ASU, AUZ); 2.3 VR5 Syncro/4motion (2.3 AGZ); 2.3 VR5 (2.3 AGZ); 2.5 TDI Syncro/4motion (2.5 AFB, AKN); 2.5 TDI (2.5 AFB, AKN); 2.8 V6 4motion (2.8 ATX); 2.8 V6 Syncro/4motion (2.8 ACK, ALG, APR, AQD); 2.8 V6 (2.8 ACK, APR, AQD); 2.8 V6 (2.8 AGE); 2.8 V6 (2.8 ATX)		6PU 009 106-291	up to chassis no. 3B-X-600 000, front axle both sides



Sensors, Wheel Speed (ABS)

Volkswagen



Manufacturer Model Vehicle type	Model year	Part no.	Note
Volkswagen			
Passat (3C2)		03/05-	
1.6 FSI (BLF); 1.6 (BSE, BSF); 1.9 TDI (BKC, BXE, BLS); 2.0 FSI 4motion (BLX, BLY, BVX); 2.0 FSI (BLR, BLY, BVY, BVZ); 2.0 TDI 4motion (BMP); 2.0 TDI 16V 4motion (BKP, CBAB); 2.0 TDI 16V (BKP, CBAB); 2.0 TDI (BMP); 2.0 TDI (BMR); 2.0 TFSI (AXX, BPY, BWA, CAWB, CCTA, CBFA); 3.2 FSI 4motion (AXZ); 3.2 FSI (AXZ); 3.6 R36 4motion (BWS)		6PU 009 106-751	front axle, left
2.0 FSI 4motion (BLX, BLY, BVX); 2.0 TDI 4motion (BMP); 2.0 TDI 16V 4motion (BKP, CBAB); 3.2 FSI 4motion (AXZ); 3.6 R36 4motion (BWS)		6PU 009 106-751	rear axle, left
1.6 FSI (BLF); 1.6 (BSE, BSF); 1.9 TDI (BKC, BXE, BLS); 2.0 FSI 4motion (BLX, BLY, BVX); 2.0 FSI (BLR, BLY, BVY, BVZ); 2.0 TDI 4motion (BMP); 2.0 TDI 16V 4motion (BKP, CBAB); 2.0 TDI 16V (BKP, CBAB); 2.0 TDI (BMP); 2.0 TDI (BMR); 2.0 TFSI (AXX, BPY, BWA, CAWB, CCTA, CBFA); 3.2 FSI 4motion (AXZ); 3.2 FSI (AXZ); 3.6 R36 4motion (BWS)		6PU 009 106-761	front axle, right
2.0 FSI 4motion (BLX, BLY, BVX); 2.0 TDI 4motion (BMP); 2.0 TDI 16V 4motion (BKP, CBAB); 3.2 FSI 4motion (AXZ); 3.6 R36 4motion (BWS)		6PU 009 106-761	rear axle, right
1.6 FSI (BLF); 1.6 (BSE, BSF); 1.9 TDI (BKC, BXE, BLS); 2.0 FSI (BLR, BLY, BVY, BVZ); 2.0 TDI 16V (BKP, CBAB); 2.0 TDI (BMP); 2.0 TDI (BMR); 2.0 TFSI (AXX, BPY, BWA, CAWB, CCTA, CBFA); 3.2 FSI (AXZ)		6PU 010 039-131	rear axle, left
		6PU 010 039-141	rear axle, right
Passat Estate (3C5)		08/05-	
1.6 FSI (BLF); 1.6 (BSE, BSF); 1.9 TDI (BKC, BLS, BXE); 2.0 FSI 4motion (BLX, BLY, BVX); 2.0 FSI (BLR, BLY, BVY, BVZ); 2.0 TDI 4motion (BMP); 2.0 TDI 16V 4motion (BKP, CBAB); 2.0 TDI 16V (BKP, CBAB); 2.0 TDI (BMA, CBAA); 2.0 TDI (BMP); 2.0 TDI (BMR, CBAB); 2.0 TDI (BVD, BVE); 2.0 TFSI (BPY, AXX, BWA, CAWB, CCTA, CBFA); 3.2 FSI 4motion (AXZ); 3.2 FSI (AXZ); 3.6 R36 4motion (BWS)		6PU 009 106-751	front axle, left
2.0 FSI 4motion (BLX, BLY, BVX); 2.0 TDI 4motion (BMP); 2.0 TDI 16V 4motion (BKP, CBAB); 3.2 FSI 4motion (AXZ); 3.6 R36 4motion (BWS)		6PU 009 106-751	rear axle, left
1.6 FSI (BLF); 1.6 (BSE, BSF); 1.9 TDI (BKC, BLS, BXE); 2.0 FSI 4motion (BLX, BLY, BVX); 2.0 FSI (BLR, BLY, BVY, BVZ); 2.0 TDI 4motion (BMP); 2.0 TDI 16V 4motion (BKP, CBAB); 2.0 TDI 16V (BKP, CBAB); 2.0 TDI (BMA, CBAA); 2.0 TDI (BMP); 2.0 TDI (BMR, CBAB); 2.0 TDI (BVD, BVE); 2.0 TFSI (BPY, AXX, BWA, CAWB, CCTA, CBFA); 3.2 FSI 4motion (AXZ); 3.2 FSI (AXZ); 3.6 R36 4motion (BWS)		6PU 009 106-761	front axle, right
2.0 FSI 4motion (BLX, BLY, BVX); 2.0 TDI 4motion (BMP); 2.0 TDI 16V 4motion (BKP, CBAB); 3.2 FSI 4motion (AXZ); 3.6 R36 4motion (BWS)		6PU 009 106-761	rear axle, right
1.6 FSI (BLF); 1.6 (BSE, BSF); 1.9 TDI (BKC, BLS, BXE); 2.0 FSI (BLR, BLY, BVY, BVZ); 2.0 TDI 16V (BKP, CBAB); 2.0 TDI (BMA, CBAA); 2.0 TDI (BMP); 2.0 TDI (BMR, CBAB); 2.0 TDI (BVD, BVE); 2.0 TFSI (BPY, AXX, BWA, CAWB, CCTA, CBFA); 3.2 FSI (AXZ)		6PU 010 039-131	rear axle, left
		6PU 010 039-141	rear axle, right
Polo (6N1)		10/94-10/99	
100 1.4 16V (AFH); 120 1.6 16V GTI (AJV); 45 1.0 (AEV); 50 1.0 (AER, ALL); 55 1.3 (ADX); 55 1.4 (AEX); 60 1.4 (AEX, APQ, AKV); 60 1.7 SDI (AKU); 64 1.9 D (AEF); 64 1.9 SDI (AGD); 75 1.6 (AEA, AEE, AHS)		6PU 009 106-071	front axle, right
		6PU 009 106-091	front axle, left
		6PU 010 039-381	rear axle both sides
1.7 SDI (AHG)		6PU 010 039-381	rear axle both sides
Polo Box (6NF)		09/94-12/99	
1.0 (AAU); 1.4 (AEX, APQ); 1.7 SDI (AKU); 1.9 D (AEF); 1.9 SDI (AGD)		6PU 010 039-381	rear axle both sides
Polo Classic (6KV2)		11/95-07/02	
100 1.6 (AFT, AEH, APF, AKL, AUR); 110 1.9 TDI (AFN, ASV); 2.0 (ADC); 57 1.7 SDI (AKW); 60 1.4 (AEX, AKV, AKK, AUD, ANW, APQ); 64 1.9 SDI (AEY, 1Y); 68 1.9 SDI (AQM, AGP); 75 1.4 16V (APE, AUA); 75 1.6 (AEE, ALM); 90 1.8 (ADD); 90 1.9 TDI (AHU, ALE, ALH, AGR)		6PU 009 106-071	front axle, right
		6PU 009 106-091	front axle, left
		6PU 010 039-381	rear axle both sides
64 1.9 D (1Y); 75 1.6 (1F)		6PU 010 039-381	rear axle both sides



Sensors, Wheel Speed (ABS)

Volkswagen



Manufacturer Model Vehicle type	Model year	Part no.	Note
Volkswagen			
Polo Estate (6KV5)	04/97-09/01		
1.4 16V (AKP, AUA); 1.4 (AEX, AKV, AKK, ANW, APQ, AUD); 1.4 (AKP); 1.6 (AEE, ALM); 1.6 (AFT, AEH, APF, AKL, AUR); 1.7 SDI (AKW); 1.8 (ADZ); 1.9 SDI (AEY); 1.9 SDI (AGP, AQM); 1.9 TDI (AFN, ASV); 1.9 TDI (AHU, ALE, AGR, ALH)		6PU 009 106-071 6PU 009 106-091 6PU 010 039-381	front axle, right front axle, left rear axle both sides
Polo (6N2)	10/99-10/01		
1.0 (ALD, AUC); 1.4 16V (AFK, AUB, AQQ); 1.4 16V (AHW, AUA, APE); 1.4 TDI (AMF); 1.4 (AKK, AUD); 1.4 (AKP); 1.6 16V GTI (ARC, AVY); 1.7 SDI (AKU); 1.9 D (AEF); 1.9 SDI (AGD, ASX)		6PU 009 106-071 6PU 009 106-091	up to chassis no. 6N-2-010 000, front axle, right up to chassis no. 6N-2-010 000, front axle, left
1.0 (ALD, AUC); 1.4 16V (AFK, AUB, AQQ); 1.4 16V (AHW, AUA, APE); 1.4 TDI (AMF); 1.4 TDI (ATL); 1.4 (AKK, AUD); 1.4 (AKP); 1.6 16V GTI (ARC, AVY); 1.7 SDI (AKU); 1.9 D (AEF); 1.9 SDI (AGD, ASX)		6PU 010 039-381	rear axle both sides
Polo (9N_)	10/01-		
1.2 (AWY, BMD); 1.2 (AZQ, BME); 1.4 16V (AUA, BBY, BKY); 1.4 16V (AUB, BBZ); 1.4 16V (BUD); 1.4 FSI (AXU); 1.4 TDI (AMF, BAY); 1.4 TDI (BMS, BNV); 1.4 TDI (BNM, BWB); 1.6 16V (BTS); 1.6 Sportline (BBU); 1.8 GTI (BJX); 1.9 SDI (ASY); 1.9 TDI (ASZ, BLT); 1.9 TDI (ATD, AXR, BMT)		6PU 009 106-791 6PU 009 106-801 6PU 009 106-991 6PU 010 039-001	front axle, left front axle, right rear axle, left rear axle, right
Polo Saloon	09/02-		
1.4 TDI (BAY); 1.4 (BBY, BKY); 1.4 (BBZ); 1.9 SDI (ASY)		6PU 009 106-791 6PU 009 106-801 6PU 009 106-991 6PU 010 039-001	front axle, left front axle, right rear axle, left rear axle, right
Sharan (7M8, 7M9, 7M6)	05/95-		
1.8 T 20V (AJH, AWC, 09/97->04/00); 1.9 TDI (1Z, AHU, ANU, 09/95->04/00); 1.9 TDI (AFN, AVG); 2.0 (ADY, ATM, 09/95->04/00); 2.8 VR6 Syncro (AAA, AMY); 2.8 VR6 (AAA, AMY)		6PU 010 039-261 6PU 010 039-271	front axle both sides rear axle both sides
1.9 TDI (1Z, AHU, ANU, 04/00->10/02); 1.9 TDI (AUY, BVK, 04/00->10/02); 2.0 (ADY, ATM, 04/00->10/02)		6PU 010 039-281	from chassis no. 7M-1-000001, up to chassis no. 7M-3-030000, rear axle, right
1.8 T 20V (AJH, AWC, 04/00->04/01)		6PU 010 039-281	from chassis no. 7M-1-000001, up to chassis no. 7M-1-070000, rear axle, right
2.8 V6 24V 4motion (AYL, 04/00->10/02); 2.8 V6 24V (AYL, 04/00->10/02)		6PU 010 039-291	up to chassis no. 7M-3-030000, rear axle both sides
1.8 T 20V (AJH, AWC, 04/00->10/02); 1.9 TDI 4motion (AUY, BVK, 04/00->10/02); 1.9 TDI (1Z, AHU, ANU, 04/00->10/02); 1.9 TDI (AUY, BVK, 04/00->10/02); 2.0 (ADY, ATM, 04/00->10/02)		6PU 010 039-301	front axle, right, up to chassis no. 7M-3-030000, not prepared for wear indicator
1.8 T 20V (AJH, AWC, 04/02->10/02); 1.9 TDI 4motion (AUY, BVK, 04/02->10/02); 1.9 TDI (1Z, AHU, ANU, 04/02->10/02); 1.9 TDI (AUY, BVK, 04/02->10/02); 2.0 (ADY, ATM, 04/02->10/02)		6PU 010 039-301	front axle, left, not prepared for wear indicator
1.9 TDI (ASZ)		6PU 010 039-301	front axle both sides, up to chassis no. 7M-3-030000, not prepared for wear indicator
1.8 T 20V (AJH, AWC, 10/02->); 1.9 TDI 4motion (AUY, BVK, 10/02->); 1.9 TDI (1Z, AHU, ANU, 10/02->); 1.9 TDI (ASZ); 1.9 TDI (AUY, BVK, 10/02->); 1.9 TDI (BTB); 2.0 TDI (BRT); 2.0 (ADY, ATM, 10/02->); 2.8 V6 24V 4motion (AYL, 10/02->); 2.8 V6 24V (AYL, 10/02->)		6PU 010 039-561	front axle both sides, from chassis no. 7M-3-030 001, not prepared for wear indicator
1.8 T 20V (AJH, AWC, 10/02->); 1.9 TDI 4motion (AUY, BVK, 10/02->); 1.9 TDI (1Z, AHU, ANU, 10/02->); 1.9 TDI (ASZ); 1.9 TDI (AUY, BVK, 10/02->); 1.9 TDI (BTB); 2.0 TDI (BRT); 2.0 (ADY, ATM, 10/02->); 2.8 V6 24V 4motion (AYL, 10/02->); 2.8 V6 24V (AYL, 10/02->)		6PU 010 039-571	from chassis no. 7M-3-030 001, front axle both sides, prepared for wear indicator
1.9 TDI (AUY, BVK, 04/00->10/02)		6PU 010 039-581	rear axle, left, up to chassis no. 7-3-030 000
1.8 T 20V (AJH, AWC, 09/97->10/02); 1.9 TDI 4motion (AUY, BVK, 04/00->10/02); 1.9 TDI (1Z, AHU, ANU, 09/95->10/02); 2.0 (ADY, ATM, 09/95->10/02)		6PU 010 039-581	rear axle, left, up to chassis no. 7M-3-030 000
1.8 T 20V (AJH, AWC, 10/02->); 1.9 TDI 4motion (AUY, BVK, 10/02->); 1.9 TDI (1Z, AHU, ANU, 10/02->); 1.9 TDI (ASZ); 1.9 TDI (AUY, BVK, 10/02->); 1.9 TDI (BTB); 2.0 TDI (BRT); 2.0 (ADY, ATM, 10/02->); 2.8 V6 24V 4motion (AYL, 10/02->); 2.8 V6 24V (AYL, 10/02->)		6PU 010 039-591	rear axle both sides, from chassis no. 7M-3-030 001, not prepared for wear indicator



Sensors, Wheel Speed (ABS)

Volkswagen



Manufacturer Model Vehicle type	Model year	Part no.	Note
Volkswagen			
Sharan (7M8, 7M9, 7M6)		05/95-	
1.8 T 20V (A)AJH, AWC, 09/97->05/05); 1.9 TDI 4motion (A)AUY, BVK, 04/00->05/05); 1.9 TDI (A)1Z, AHU, ANU, 09/95->05/05); 1.9 TDI (A)ASZ, 11/02->05/05); 1.9 TDI (A)AUY, BVK, 04/00->05/05); 2.0 (A)ADY, ATM, 09/95->05/05); 2.8 V6 24V 4motion (A)AYL, 04/00->05/05); 2.8 V6 24V (A)AYL, 04/00->05/05); 2.8 VR6 Syncro (A)AAA, AMY); 2.8 VR6 (A)AAA, AMY)		6PU 010 039-601	rear axle, right , from chassis no. 7M-3-030001, prepared for wear indicator
1.8 T 20V (A)AJH, AWC, 06/05->); 1.9 TDI 4motion (A)AUY, BVK, 06/05->); 6PU 010 039-601 1.9 TDI (A)1Z, AHU, ANU, 06/05->); 1.9 TDI (A)ASZ, 06/05->); 1.9 TDI (A)AUY, BVK, 06/05->); 1.9 TDI (A)BTB); 2.0 TDI (A)BRT); 2.0 (A)ADY, ATM, 06/05->); 2.8 V6 24V 4motion (A)AYL, 06/05->); 2.8 V6 24V (A)AYL, 06/05->)		6PU 010 039-601	rear axle both sides, prepared for wear indicator
Touran (1T1, 1T2)		02/03-	
1.4 TSI (A)BMY); 1.6 FSI (A)BAG, BLF, BLP); 1.6 (A)BGU, BSE, BSF); 1.9 TDI (A)AVQ); 1.9 TDI (A)BKC, BXE); 1.9 TDI (A)BRU, BXJ); 2.0 EcoFuel (A)BSX); 2.0 FSI (A)BJZ); 2.0 FSI (A)BLX, BLY, AXW, BLR); 2.0 TDI 16V (A)BKD); 2.0 TDI (A)AZV); 2.0 TDI (A)BMM); 2.0 TDI (A)BMN)		6PU 009 106-751	front axle, left
1.4 TSI (A)BMY); 1.6 FSI (A)BAG, BLF, BLP); 1.6 (A)BGU, BSE, BSF); 1.9 TDI (A)AVQ); 1.9 TDI (A)BKC, BXE); 1.9 TDI (A)BRU, BXJ); 2.0 EcoFuel (A)BSX); 2.0 FSI (A)BJZ); 2.0 FSI (A)BLX, BLY, AXW, BLR); 2.0 TDI 16V (A)BKD); 2.0 TDI (A)AZV); 2.0 TDI (A)BMM); 2.0 TDI (A)BMN)		6PU 009 106-761	front axle, right
1.4 TSI (A)BMY); 1.6 FSI (A)BAG, BLF, BLP); 1.6 (A)BGU, BSE, BSF); 1.9 TDI (A)AVQ); 1.9 TDI (A)BKC, BXE); 1.9 TDI (A)BRU, BXJ); 2.0 EcoFuel (A)BSX); 2.0 FSI (A)BJZ); 2.0 FSI (A)BLX, BLY, AXW, BLR); 2.0 TDI 16V (A)BKD); 2.0 TDI (A)AZV); 2.0 TDI (A)BMM); 2.0 TDI (A)BMN)		6PU 010 039-131 6PU 010 039-141	rear axle, left rear axle, right
Vento (1H2)		11/91-09/98	
1.4 (A)ABD, AEX); 1.6 (A)ABU, AEA, AEE); 1.6 (A)AEK, AFT); 1.8 (A)AAM); 1.8 (A)ABS, ADZ); 1.9 D (A)1Y); 1.9 SDI (A)AEY); 1.9 TD (A)AAZ); 1.9 TDI (A)1Z, AHU, ALE); 1.9 TDI (A)AFN); 2.0 (A)2E, ADY, AGG, AKR); 2.8 VR6 (A)AAA)		6PU 009 106-071 6PU 009 106-091	front axle, right front axle, left
1.4 (A)ABD, AEX); 1.6 (A)ABU, AEA, AEE); 1.6 (A)AEK, AFT); 1.8 (A)AAM); 1.8 (A)ABS, ADZ); 1.9 D (A)1Y); 1.9 SDI (A)AEY); 1.9 TD (A)AAZ); 1.9 TDI (A)1Z, AHU, ALE); 1.9 TDI (A)AFN); 2.0 (A)2E, ADY, AGG, AKR); 2.0 (A)2E, ADY, AGG, AKR); 2.8 VR6 (A)AAA)		6PU 009 106-491	up to chassis no. 1H-SB088 704, 1H-SP352 189, 1H-SW385 334, rear axle both sides
1.4 (A)ABD, AEX); 1.6 (A)ABU, AEA, AEE); 1.6 (A)AEK, AFT); 1.8 (A)AAM); 1.8 (A)ABS, ADZ); 1.9 D (A)1Y); 1.9 SDI (A)AEY); 1.9 TD (A)AAZ); 1.9 TDI (A)1Z, AHU, ALE); 1.9 TDI (A)AFN); 2.0 GL (A)AAC); 2.0 GL (A)AEP); 2.0 (A)2E, ADY, AGG, AKR); 2.8 VR6 (A)AAA)		6PU 010 039-321	from chassis no. 1H-SB088 707, 1H-SP352 190, 1H-SW385 335, rear axle both sides
Multivan V (7HM, 7HF)		04/03-	
1.9 TDI (A)AXB); 1.9 TDI (A)BRS); 2.0 (A)AXA); 2.5 TDI 4motion (A)AXD, BNZ); 2.5 TDI 4motion (A)AXE, BPC); 2.5 TDI (A)AXD, BNZ); 2.5 TDI (A)AXE, BPC); 3.2 4motion; 3.2 V6 4motion (A)BKK, CFLA); 3.2 V6 (A)BDL); 3.2 V6 (A)BKK, CFLA)		6PU 009 106-751	rear axle, left
1.9 TDI (A)AXB); 1.9 TDI (A)BRS); 2.0 (A)AXA); 2.5 TDI 4motion (A)AXD, BNZ); 2.5 TDI 4motion (A)AXE, BPC); 2.5 TDI (A)AXD, BNZ); 2.5 TDI (A)AXE, BPC); 3.2 4motion; 3.2 V6 4motion (A)BKK, CFLA); 3.2 V6 (A)BDL); 3.2 V6 (A)BKK, CFLA)		6PU 009 106-751	front axle, left
1.9 TDI (A)AXB); 1.9 TDI (A)BRS); 2.0 (A)AXA); 2.5 TDI 4motion (A)AXD, BNZ); 2.5 TDI 4motion (A)AXE, BPC); 2.5 TDI (A)AXD, BNZ); 2.5 TDI (A)AXE, BPC); 3.2 4motion; 3.2 V6 4motion (A)BKK, CFLA); 3.2 V6 (A)BDL); 3.2 V6 (A)BKK, CFLA)		6PU 009 106-761	rear axle, right
1.9 TDI (A)AXB); 1.9 TDI (A)BRS); 2.0 (A)AXA); 2.5 TDI 4motion (A)AXD, BNZ); 2.5 TDI 4motion (A)AXE, BPC); 2.5 TDI (A)AXD, BNZ); 2.5 TDI (A)AXE, BPC); 3.2 4motion; 3.2 V6 4motion (A)BKK, CFLA); 3.2 V6 (A)BDL); 3.2 V6 (A)BKK, CFLA)		6PU 009 106-761	front axle, right
Transporter V Bus (7HB, 7HJ)		04/03-	
1.9 TDI (A)AXB); 1.9 TDI (A)AXC); 1.9 TDI (A)BRS); 2.0 (A)AXA); 2.5 TDI 4motion (A)AXD, BNZ); 2.5 TDi 4motion (A)AXE); 2.5 TDI 4motion (A)AXE, BPC); 2.5 TDI (A)AXD, BNZ); 2.5 TDi (A)AXE); 2.5 TDI (A)AXE, BPC); 2.5 TDi (A)BLJ); 3.2 4motion (A)BDL); 3.2 4motion (A)BKK, CFLA); 3.2 V6 (A)BDL); 3.2 V6 (A)BKK, CFLA)		6PU 009 106-751	rear axle, left
1.9 TDI (A)AXB); 1.9 TDI (A)AXC); 1.9 TDI (A)BRS); 2.0 (A)AXA); 2.5 TDI 4motion (A)AXD, BNZ); 2.5 TDi 4motion (A)AXE); 2.5 TDI 4motion (A)AXE, BPC); 2.5 TDI (A)AXD, BNZ); 2.5 TDi (A)AXE); 2.5 TDI (A)AXE, BPC); 2.5 TDi (A)BLJ); 3.2 4motion (A)BDL); 3.2 4motion (A)BKK, CFLA); 3.2 V6 (A)BDL); 3.2 V6 (A)BKK, CFLA)		6PU 009 106-751	front axle, left



Sensors, Wheel Speed (ABS)

Volkswagen - Volvo



Manufacturer Model Vehicle type	Model year	Part no.	Note
Volkswagen			
Transporter V Bus (7HB, 7HJ)		04/03-	
1.9 TDI (AXB); 1.9 TDI (AXC); 1.9 TDI (BRS); 2.0 (AXA); 2.5 TDI 4motion (AXD, BNZ); 2.5 TDI 4motion (AXE); 2.5 TDI 4motion (AXE, BPC); 2.5 TDI (AXD, BNZ); 2.5 TDI (AXE); 2.5 TDI (AXE, BPC); 2.5 TDI (BLJ); 3.2 4motion (BDL); 3.2 4motion (BKK, CFLA); 3.2 V6 (BDL); 3.2 V6 (BKK, CFLA)		6PU 009 106-761	rear axle, right
1.9 TDI (AXB); 1.9 TDI (AXC); 1.9 TDI (BRS); 2.0 (AXA); 2.5 TDI 4motion (AXD, BNZ); 2.5 TDI 4motion (AXE); 2.5 TDI 4motion (AXE, BPC); 2.5 TDI (AXD, BNZ); 2.5 TDI (AXE); 2.5 TDI (AXE, BPC); 2.5 TDI (BLJ); 3.2 4motion (BDL); 3.2 4motion (BKK, CFLA); 3.2 V6 (BDL); 3.2 V6 (BKK, CFLA)		6PU 009 106-761	front axle, right
Transporter V Box (7HA, 7HH)		04/03-	
1.9 TDI (AXB); 1.9 TDI (AXC); 1.9 TDI (BRS); 2.0 (AXA); 2.5 TDI 4motion (AXD, BNZ); 2.5 TDI 4motion (AXE, BPC); 2.5 TDI (AXD, BNZ); 2.5 TDI (AXE); 2.5 TDI (AXE, BPC); 3.2 4motion (BDL); 3.2 4motion (BKK, CFLA); 3.2 V6 (BDL); 3.2 V6 (BKK, CFLA)		6PU 009 106-751	rear axle, left
1.9 TDI (AXB); 1.9 TDI (AXC); 1.9 TDI (BRS); 2.0 (AXA); 2.5 TDI 4motion (AXD, BNZ); 2.5 TDI 4motion (AXE, BPC); 2.5 TDI (AXD, BNZ); 2.5 TDI (AXE); 2.5 TDI (AXE, BPC); 3.2 4motion (BDL); 3.2 4motion (BKK, CFLA); 3.2 V6 (BDL); 3.2 V6 (BKK, CFLA)		6PU 009 106-751	front axle, left
1.9 TDI (AXB); 1.9 TDI (AXC); 1.9 TDI (BRS); 2.0 (AXA); 2.5 TDI 4motion (AXD, BNZ); 2.5 TDI 4motion (AXE, BPC); 2.5 TDI (AXD, BNZ); 2.5 TDI (AXE); 2.5 TDI (AXE, BPC); 3.2 4motion (BDL); 3.2 4motion (BKK, CFLA); 3.2 V6 (BDL); 3.2 V6 (BKK, CFLA)		6PU 009 106-761	rear axle, right
1.9 TDI (AXB); 1.9 TDI (AXC); 1.9 TDI (BRS); 2.0 (AXA); 2.5 TDI 4motion (AXD, BNZ); 2.5 TDI 4motion (AXE, BPC); 2.5 TDI (AXD, BNZ); 2.5 TDI (AXE); 2.5 TDI (AXE, BPC); 3.2 4motion (BDL); 3.2 4motion (BKK, CFLA); 3.2 V6 (BDL); 3.2 V6 (BKK, CFLA)		6PU 009 106-761	front axle, right
Transporter V Flatbed/Chassis (7JD, 7JE, 7JL, 7JY, 7JZ)		04/03-	
1.9 TDI (AXB); 1.9 TDI (AXC); 1.9 TDI (BRS); 2.0 (AXA); 2.5 TDI 4motion (AXD, BNZ); 2.5 TDI (AXD, BNZ); 2.5 TDI (AXE, BPC); 3.2 4motion (BDL); 3.2 V6 (BDL); 3.2 V6 (BKK)		6PU 009 106-751	rear axle, left
1.9 TDI (AXB); 1.9 TDI (AXC); 1.9 TDI (BRS); 2.0 (AXA); 2.5 TDI 4motion (AXD, BNZ); 2.5 TDI (AXD, BNZ); 2.5 TDI (AXE, BPC); 3.2 4motion (BDL); 3.2 V6 (BDL); 3.2 V6 (BKK)		6PU 009 106-751	front axle, left
1.9 TDI (AXB); 1.9 TDI (AXC); 1.9 TDI (BRS); 2.0 (AXA); 2.5 TDI 4motion (AXD, BNZ); 2.5 TDI (AXD, BNZ); 2.5 TDI (AXE, BPC); 3.2 4motion (BDL); 3.2 V6 (BDL); 3.2 V6 (BKK)		6PU 009 106-761	rear axle, right
1.9 TDI (AXB); 1.9 TDI (AXC); 1.9 TDI (BRS); 2.0 (AXA); 2.5 TDI 4motion (AXD, BNZ); 2.5 TDI (AXD, BNZ); 2.5 TDI (AXE, BPC); 3.2 4motion (BDL); 3.2 V6 (BDL); 3.2 V6 (BKK)		6PU 009 106-761	front axle, right
Volvo			
S40 II (MS)		01/04-	
1.6 D (D 4164 T); 1.6 (B 4164 S3); 1.8 (B 4184 S11); 2.0 D (D 4204 T); 2.0 (B 4204 S3); 2.4 D5 (D 5244 T8); 2.4 (B 5244 S); 2.4 (B 5244 S5); T5 AWD (B 5254 T3); T5 (B 5254 T3)		6PU 010 039-081	up to chassis no. 296319, rear axle both sides
1.6 D (D 4164 T); 1.6 (B 4164 S3); 1.8 (B 4184 S11); 2.0 D (D 4204 T); 2.0 (B 4204 S3); 2.4 D5 (D 5244 T8); 2.4 (B 5244 S); 2.4 (B 5244 S5); T5 AWD (B 5254 T3); T5 AWD (B 5254 T7); T5 (B 5254 T3); T5 (B 5254 T7)		6PU 010 039-551	front axle both sides
V50 (MW)		04/04-	
1.6 D (D 4164 T); 1.6 (B 4164 S3); 1.8 (B 4184 S11); 2.0 D (D 4204 T); 2.0 (B 4204 S3); 2.4 D5 (D 5244 T8); 2.4 (B 5244 S); 2.4 (B 5244 S5); T5 AWD (B 5254 T3); T5 (B 5254 T3)		6PU 010 039-081	up to chassis no. 313251, rear axle both sides



Sensors, Wheel Speed (ABS)

Volvo



Manufacturer Model Vehicle type	Model year	Part no.	Note
Volvo			
V50 (MW)		04/04-	
1.6 D (D 4164 T); 1.6 (B 4164 S3); 1.8 (B 4184 S11); 2.0 D (D 4204 T); 2.0 (B 4204 S3); 2.4 D5 (D 5244 T8); 2.4 (B 5244 S); 2.4 (B 5244 S5); T5 AWD (B 5254 T3); T5 AWD (B 5254 T7); T5 (B 5254 T3); T5 (B 5254 T7)		6PU 010 039-551	front axle both sides
S70 (P80_)		11/96-11/00	
2.0 Turbo (B 5204 T, 01/97->08/98); 2.0 Turbo (B 5204 T3, 01/97->08/98); 2.0 (B 5202 S, 01/97->08/98); 2.0 (B 5204 F, 01/97->08/98); 2.0 (B 5204 T2, 01/97->08/98); 2.0 (B 5204 T4, 01/97->08/98); 2.3 T5 Sport AWD (B 5234 T3, 11/96->08/98); 2.3 T-5 (B 5234 T3, 01/97->08/98); 2.3 Turbo (B 5234 FT+, 01/97->08/98); 2.5 (B 5252 S, 01/97->08/98); 2.5 (06/98->08/98)		6PU 009 106-731 6PU 010 039-371	front axle both sides rear axle both sides
2.3 T5 GLT AWD (B 5234 T3, 11/96->08/98); 2.3 T5 R AWD (B 5234 T2, 11/96->08/98); 2.3 T5 Sport AWD (B 5234 T4, 07/97->08/98); 2.4 T5 Sport AWD (B 5254 T, 11/96->08/98)		6PU 009 106-731	front axle both sides
2.4 Turbo (B 5254 T, B 5244 T, 01/97->08/98); 2.4 (B 5254 S, B 5244 S, 01/97->08/98); 2.5 TDI (D 5252 T, 01/97->08/98)		6PU 010 039-371	rear axle both sides
C30		10/06-	
1.6 D (D 4164 T); 1.6 (B 4164 S3); 1.8 (B 4184 S11); 2.0 D (D 4204 T); 2.0 (B 4204 S3); 2.4 i (B 5244 S4); D5 (D 5244 T8, D 5244 T13); T5 (B 5254 T3)		6PU 010 039-081	up to chassis no. 9982, rear axle both sides
1.6 D (D 4164 T); 1.6 (B 4164 S3); 1.8 (B 4184 S11); 2.0 D (D 4204 T); 2.0 (B 4204 S3); 2.4 i (B 5244 S4); D5 (D 5244 T8, D 5244 T13); T5 (B 5254 T3); T5 (B 5254 T7)		6PU 010 039-551	front axle both sides
C70 Coupé		03/97-09/02	
2.0 T (B 5204 T3, 03/97->08/98); 2.0 (B 5204 T2, 03/97->08/98); 2.3 T-5 (B 5234 T3, 03/97->08/98); 2.5 T (B 5254 T, B 5244 T, 03/97->08/98)		6PU 009 106-731 6PU 010 039-371	front axle both sides rear axle both sides
C70 Convertible		03/98-10/05	
2.0 T (B 5204 T3, 03/98->08/98); 2.0 (B 5204 T2, 03/98->08/98); 2.3 T-5 (B 5234 T3, 03/98->08/98); 2.5 T (B 5254 T, B 5244 T, 03/98->08/98); 2.5 (B 5254 S, 06/98->08/98)		6PU 009 106-731 6PU 010 039-371	front axle both sides rear axle both sides
C70 Convertible		03/06-	
2.4 i (B 5244 S4); 2.4 (B 5244 S5); D5 (D 5244 T8); T5 (B 5254 T3)		6PU 010 039-081	up to chassis no. 21037, rear axle both sides
2.4 i (B 5244 S4); 2.4 (B 5244 S5); D5 (D 5244 T8); T5 (B 5254 T3); T5 (B 5254 T7)		6PU 010 039-551	front axle both sides
V70 I Kombi (P80_)		11/96-05/00	
2.0 Turbo AWD (B 5204 T3, 01/97->08/98); 2.3 T AWD (B 5234 FT+, 04/97->08/98); 2.3 T-5 AWD (B 5234 T3, 01/97->08/98); 2.5 Turbo AWD (B 5254 T, B 5244 T, 01/97->08/98)		6PU 009 106-731	front axle both sides
2.0 Turbo (B 5204 T, 01/97->08/98); 2.0 Turbo (B 5204 T3, 01/97->08/98); 2.0 (B 5202 S, 01/97->08/98); 2.0 (B 5204 T2, 01/97->08/98); 2.0 (B 5204 T4, 01/97->08/98); 2.0 (01/97->08/98); 2.3 T-5 (B 5234 T3, 01/97->08/98); 2.3 Turbo (B 5234 FT+, 01/97->08/98); 2.4 Turbo (B 5254 T, B 5244 T, 01/97->08/98); 2.4 (B 5254 S, 01/97->08/98); 2.5 TDI (D 5252 T, 01/97->08/98); 2.5 (B 5252 S, 01/97->08/98); 2.5 (06/98->08/98)		6PU 009 106-731 6PU 010 039-371	front axle both sides rear axle both sides
XC 90		10/02-	
2.5 T (B 5254 T2); D5 (D 5244 T); D5 (D 5244 T4); T6 (B 6294 T); V8 (B 8444 S)		6PU 010 039-201 6PU 010 039-211	up to chassis no. 352987, front axle, left up to chassis no. 352987, front axle, right
440 K (445)		08/88-12/96	
1.6 (B 16 F); 1.7 Turbo (B 18 FT); 1.7 (B 18 EP); 1.7 (B 18 F); 1.7 (B 18 FP); 1.7 (B 18 KP); 1.8 (B 18 U); 1.9 Turbo-Diesel (D 19 T); 2.0 (B 20 F)		6PU 010 039-341 6PU 010 039-351	rear axle, left rear axle, right
460 L (464)		09/88-07/96	
1.6 (B 16 F); 1.7 Turbo (B 18 FT); 1.7; 1.7 (B 18 EP); 1.7 (B 18 KP); 1.8 (B 18 U); 1.9 Turbo-Diesel (D 19 T); 2.0 (B 20 F)		6PU 010 039-341 6PU 010 039-351	rear axle, left rear axle, right
480 E		04/86-07/96	
1.7 Turbo (B 18 FT); 1.7 (B 18 E); 1.7 (B 18 EP); 1.7 (B 18 F); 2.0 (B 20 F)		6PU 010 039-341 6PU 010 039-351	rear axle, left rear axle, right



Sensors, Wheel Speed (ABS)

Volvo



Manufacturer Model Vehicle type	Model year	Part no.	Note
Volvo			
850 (LS)		06/91-10/97	
2.0 Turbo (B 5204 T, B 5204 FT); 2.0 Turbo (B 5204 T2); 2.0 (B 5202 S); 2.3 T5 R (B 5234 T2); 2.3 T5 (B 5234 FT); 2.3 T5-R (B 5234 T4); 2.3 Turbo R (B 5234 T5); 2.3 (B 5234 FS); 2.4 GLE (B 5254 T); 2.5 TDI (D 5252 T); 2.5 (B 5252 S)		6PU 009 106-731	front axle both sides
		6PU 010 039-371	rear axle both sides
2.0 (B 5204 F); 2.5 (B 5252); 2.5 (B 5254 S)		6PU 009 106-731	front axle both sides
2.0 (B 5204 F, 08/93->12/96); 2.5 (B 5252, 08/93->07/94); 2.5 (B 5254 S, 08/93->12/96)		6PU 010 039-371	rear axle both sides
850 Estate (LW)		04/92-10/97	
2.0 Turbo (B 5204 T2); 2.0 (B 5202 S); 2.3 T5 R (B 5234 T2); 2.3 T5-R (B 5234 T4); 2.3 Turbo R (B 5234 T5); 2.3 (B 5234 FS); 2.4 GLE (B 5254 T); 2.5 TDI (D 5252 T); 2.5 (B 5252 S)		6PU 009 106-731	front axle both sides
		6PU 010 039-371	rear axle both sides
2.0 Turbo (B 5204 T, B 5204 FT); 2.0 (B 5204 F); 2.3 T5 (B 5234 FT); 2.5 AWD (B 5254 T); 2.5 (B 5252); 2.5 (B 5254 S)		6PU 009 106-731	front axle both sides
2.0 Turbo (B 5204 T, B 5204 FT, 08/93->12/96); 2.0 (B 5204 F, 08/93->12/96); 2.3 T5 (B 5234 FT, 08/93->12/96); 2.5 (B 5252, 08/93->07/94); 2.5 (B 5254 S, 08/93->12/96)		6PU 010 039-371	rear axle both sides



front axle both sides

6PU 009 106-031 BMW



front axle both sides

6PU 009 106-041 BMW



front axle, right

6PU 009 106-071 Audi, Seat, Skoda, Volkswagen



front axle, left

6PU 009 106-091 Audi, Seat, Skoda, Volkswagen



rear axle both sides

6PU 009 106-181 Audi, Seat, Skoda, Volkswagen



rear axle both sides

6PU 009 106-191 BMW



front axle both sides

6PU 009 106-201 BMW











rear axle both sides

6PU 009 106-211 BMW

Sensors, Wheel Speed (ABS)



 <p>front axle both sides</p> <p>6PU 009 106-221 BMW</p>	 <p>rear axle both sides</p> <p>6PU 009 106-231 BMW</p>
 <p>rear axle both sides</p> <p>6PU 009 106-241 BMW</p>	 <p>front axle both sides</p> <p>6PU 009 106-261 Opel</p>
 <p>front axle both sides</p> <p>6PU 009 106-271 BMW</p>	 <p>front axle both sides</p> <p>6PU 009 106-291 Audi, Volkswagen</p>
 <p>front axle both sides</p> <p>6PU 009 106-301 BMW</p>	 <p>front axle both sides</p> <p>6PU 009 106-311 Mini</p>



rear axle both sides

6PU 009 106-321 BMW



rear axle both sides

6PU 009 106-331 Mini



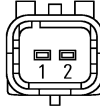
rear axle both sides

6PU 009 106-341 Rover



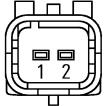
front axle both sides

6PU 009 106-351 Rover



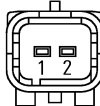
front axle both sides

6PU 009 106-361 Peugeot




front axle both sides

6PU 009 106-371 Citroën, Peugeot



front axle both sides

6PU 009 106-381 Peugeot










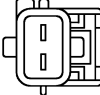



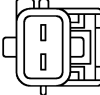




rear axle both sides

6PU 009 106-391 Peugeot

Sensors, Wheel Speed (ABS)



  <p>rear axle both sides</p> <p>6PU 009 106-401 BMW</p>	  <p>front axle, left</p> <p>6PU 009 106-411 Saab</p>
  <p>front axle, right</p> <p>6PU 009 106-421 Saab</p>	  <p>front axle, left</p> <p>6PU 009 106-431 Saab</p>
  <p>front axle, right</p> <p>6PU 009 106-441 Saab</p>	  <p>rear axle, left</p> <p>6PU 009 106-451 Saab</p>
  <p>rear axle, right</p> <p>6PU 009 106-461 Saab</p>	  <p>front axle both sides</p> <p>6PU 009 106-471 Seat, Volkswagen</p>



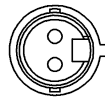
rear axle both sides

6PU 009 106-481 Seat, Volkswagen



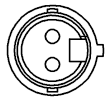
rear axle both sides

6PU 009 106-491 Volkswagen



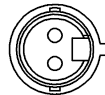
front axle, left

6PU 009 106-501 Fiat



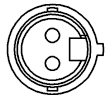
front axle, right

6PU 009 106-511 Fiat



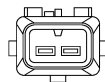
rear axle, left

6PU 009 106-521 Fiat



rear axle, right

6PU 009 106-531 Fiat



front axle both sides

6PU 009 106-541 Peugeot




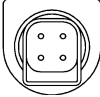

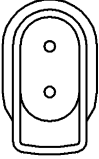

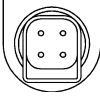



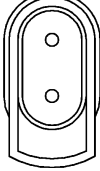

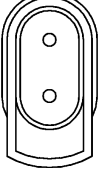

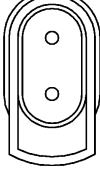


rear axle both sides

6PU 009 106-551 Peugeot

Sensors, Wheel Speed (ABS)



  <p>rear axle both sides</p> <p>6PU 009 106-561 Citroën</p>	  <p>front axle both sides</p> <p>6PU 009 106-571 Citroën</p>
  <p>front axle both sides</p> <p>6PU 009 106-581 Ford</p>	  <p>front axle both sides</p> <p>6PU 009 106-591 Ford</p>
  <p>front axle both sides</p> <p>6PU 009 106-601 Ford</p>	  <p>front axle both sides</p> <p>6PU 009 106-611 Ford</p>
  <p>rear axle</p> <p>6PU 009 106-621 Ford</p>	  <p>front axle both sides</p> <p>6PU 009 106-631 Ford</p>

 <p>rear axle</p> <p>6PU 009 106-641 Ford</p> 	 <p>front axle both sides</p> <p>6PU 009 106-651 Ford, Mazda</p> 
 <p>rear axle</p> <p>6PU 009 106-661 Ford, Mazda</p> 	 <p>rear axle</p> <p>6PU 009 106-671 Ford, Mazda</p> 
 <p>front axle both sides</p> <p>6PU 009 106-681 Ford</p> 	 <p>rear axle</p> <p>6PU 009 106-691 Ford</p> 
 <p>rear axle, right</p> <p>6PU 009 106-701 Ford</p> 	 <p>rear axle both sides</p> <p>6PU 009 106-711 BMW</p> 

Sensors, Wheel Speed (ABS)

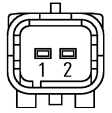


  <p>rear axle both sides</p> <p>6PU 009 106-721 BMW</p>	  <p>front axle both sides</p> <p>6PU 009 106-731 Volvo</p>
  <p>rear axle both sides</p> <p>6PU 009 106-741 Audi, Skoda, Volkswagen</p>	  <p>front axle left, rear axle, left</p> <p>6PU 009 106-751 Audi, Seat, Skoda, Volkswagen</p>
  <p>front axle right</p> <p>6PU 009 106-761 Audi, Seat, Skoda, Volkswagen</p>	  <p>front axle, left</p> <p>6PU 009 106-771 Fiat</p>
  <p>front axle, right</p> <p>6PU 009 106-781 Fiat</p>	  <p>front axle, left</p> <p>6PU 009 106-791 Audi, Seat, Skoda, Volkswagen</p>



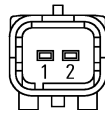
front axle, right

6PU 009 106-801 Audi, Seat, Skoda, Volkswagen



rear axle both sides

6PU 009 106-811 Citroën, Peugeot



front axle both sides

6PU 009 106-821 Citroën




front axle, left

6PU 009 106-831 BMW



front axle, right

6PU 009 106-841 BMW



front axle both sides

6PU 009 106-851 Citroën, Peugeot



rear axle both sides

6PU 009 106-861 Fiat


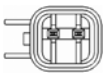

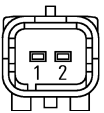



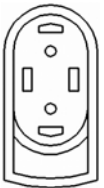










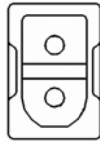
rear axle both sides

6PU 009 106-871 Fiat

Sensors, Wheel Speed (ABS)

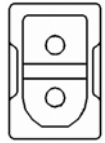


  <p>front axle both sides</p> <p>6PU 009 106-881 Ford</p>	  <p>rear axle both sides</p> <p>6PU 009 106-891 Peugeot</p>
  <p>rear axle both sides</p> <p>6PU 009 106-901 Peugeot</p>	  <p>front axle both sides</p> <p>6PU 009 106-911 Ford</p>
  <p>rear axle</p> <p>6PU 009 106-921 BMW</p>	  <p>front axle both sides</p> <p>6PU 009 106-931 Mercedes-Benz</p>
  <p>front axle, left</p> <p>6PU 009 106-941 Mercedes-Benz</p>	  <p>front axle, right</p> <p>6PU 009 106-951 Mercedes-Benz</p>



rear axle, left

6PU 009 106-961 Mercedes-Benz



rear axle, right

6PU 009 106-971 Mercedes-Benz



rear axle both sides

6PU 009 106-981 BMW



rear axle, left

6PU 009 106-991 Audi, Seat, Skoda, Volkswagen



rear axle, right

6PU 010 039-001 Audi, Seat, Skoda, Volkswagen



rear axle, right

6PU 010 039-011 Mercedes-Benz



rear axle, left

6PU 010 039-021 Mercedes-Benz




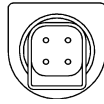
rear axle, right

6PU 010 039-031 Mercedes-Benz

Sensors, Wheel Speed (ABS)



 <p>rear axle, left</p> <p>6PU 010 039-041 Mercedes-Benz</p>	 <p>front axle, right</p> <p>6PU 010 039-051 Mercedes-Benz</p>
 <p>front axle, left</p> <p>6PU 010 039-061 Mercedes-Benz</p>	 <p>rear axle both sides</p> <p>6PU 010 039-071 BMW</p>
 <p>rear axle both sides</p> <p>6PU 010 039-081 Ford, Volvo</p>	 <p>rear axle both sides</p> <p>6PU 010 039-091 Citroën</p>
 <p>rear axle, right</p> <p>6PU 010 039-101 Mercedes-Benz</p>	 <p>rear axle, left</p> <p>6PU 010 039-111 Mercedes-Benz</p>



rear axle both sides

6PU 010 039-121 Ford



rear axle, left

6PU 010 039-131 Audi, Seat, Skoda, Volkswagen



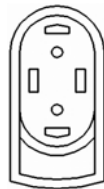
rear axle, right

6PU 010 039-141 Audi, Seat, Skoda, Volkswagen



rear axle both sides

6PU 010 039-151 Volkswagen



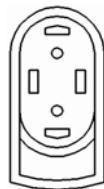
rear axle both sides

6PU 010 039-161 Ford



rear axle

6PU 010 039-181 BMW



front axle both sides

6PU 010 039-191 Ford



front axle, left

6PU 010 039-201 Volvo

Sensors, Wheel Speed (ABS)




 <p>front axle, right</p> <p>6PU 010 039-211 Volvo</p> 	 <p>rear axle both sides</p> <p>6PU 010 039-221 Ford</p> 
 <p>rear axle both sides</p> <p>6PU 010 039-231 BMW</p> 	 <p>front axle</p> <p>6PU 010 039-241 BMW</p> 
 <p>front axle</p> <p>6PU 010 039-251 BMW</p> 	 <p>front axle both sides</p> <p>6PU 010 039-261 Ford, Seat, Volkswagen</p> 
 <p>rear axle both sides</p> <p>6PU 010 039-271 Ford, Seat, Volkswagen</p> 	 <p>rear axle, right</p> <p>6PU 010 039-281 Ford, Seat, Volkswagen</p> 



rear axle both sides

6PU 010 039-291 Ford, Seat, Volkswagen



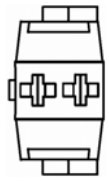
front axle both sides

6PU 010 039-301 Ford, Seat, Volkswagen



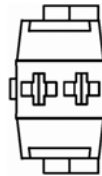
rear axle both sides

6PU 010 039-311 Citroën, Peugeot



rear axle both sides

6PU 010 039-321 Volkswagen



rear axle both sides

6PU 010 039-331 Volkswagen



rear axle, left

6PU 010 039-341 Volvo



rear axle, right

6PU 010 039-351 Volvo


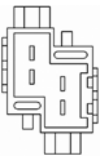

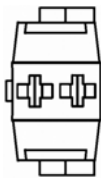














front axle both sides

6PU 010 039-361 BMW

Sensors, Wheel Speed (ABS)

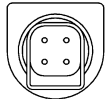


  <p>rear axle both sides</p> <p>6PU 010 039-371 Volvo</p>	  <p>rear axle both sides</p> <p>6PU 010 039-381 Seat, Volkswagen</p>
  <p>rear axle both sides</p> <p>6PU 010 039-391 Citroën</p>	  <p>front axle both sides</p> <p>6PU 010 039-401 Citroën</p>
  <p>front axle both sides</p> <p>6PU 010 039-421 Citroën, Peugeot</p>	  <p>front axle, left</p> <p>6PU 010 039-431 Mercedes-Benz</p>
  <p>front axle, right</p> <p>6PU 010 039-441 Mercedes-Benz</p>	  <p>rear axle, left</p> <p>6PU 010 039-451 Mercedes-Benz</p>



rear axle, right

6PU 010 039-461 Mercedes-Benz



rear axle both sides

6PU 010 039-471 Ford



rear axle centre

6PU 010 039-481 Mercedes-Benz



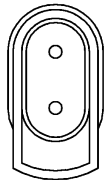
rear axle both sides

6PU 010 039-491 BMW



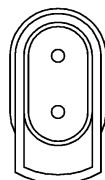
rear axle both sides

6PU 010 039-501 BMW



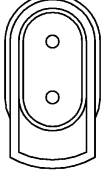
rear axle

6PU 010 039-511 Ford



rear axle both sides

6PU 010 039-521 Ford



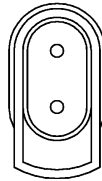
front axle

6PU 010 039-531 Ford

Sensors, Wheel Speed (ABS)

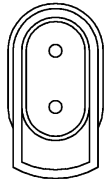


  <p>front axle both sides</p> <p>6PU 010 039-541 Ford</p>	  <p>front axle both sides</p> <p>6PU 010 039-551 Ford, Volvo</p>
  <p>front axle both sides</p> <p>6PU 010 039-561 Ford, Seat, Volkswagen</p>	   <p>front axle both sides</p> <p>6PU 010 039-571 Ford, Seat, Volkswagen</p>
  <p>rear axle, left</p> <p>6PU 010 039-581 Ford, Seat, Volkswagen</p>	  <p>rear axle, left</p> <p>6PU 010 039-591 Ford, Seat, Volkswagen</p>
   <p>rear axle both sides</p> <p>6PU 010 039-601 Ford, Seat, Volkswagen</p>	  <p>rear axle</p> <p>6PU 010 039-611 Ford</p>



rear axle

6PU 010 039-621 Ford



rear axle

6PU 010 039-631 Ford



rear axle

6PU 010 039-641 Ford



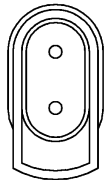
rear axle

6PU 010 039-651 Ford



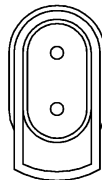
front axle

6PU 010 039-661 Ford



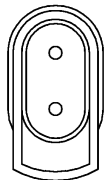
front axle

6PU 010 039-671 Ford



front axle, rear axle

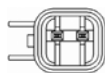
6PU 010 039-681 Ford



rear axle right

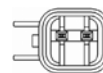
6PU 010 039-691 Ford

Sensors, Wheel Speed (ABS)



rear axle

6PU 010 039-701 Ford



front axle both sides, rear axle both sides

6PU 010 039-711 Ford, Jaguar



*Ideas today for
the cars of tomorrow*